

Hungaroring
TCR Europe
Free Practice - 2
Provisional Results



Clas	Nº	Driver	Nat	Cat	Clas	Team	Nat	Vehicle	Laps	Best	Time	Gap	Interval	Km/h
1	7	Mike Halder				ALM Motorsport		Honda Civic Type R FL5 TCR	10	9	1:51.800			141.0
2	27	Ruben Volt		Y	1	ALM Motorsport		Honda Civic Type R FL5 TCR	10	7	1:52.303	0.503	0.503	140.4
3	117	Adam Shepherd				Monlau Motorsport		Cupra Leon VZ TCR	13	11	1:52.350	0.550	0.047	140.3
4	87	Junui Park		Y	2	Solite Indigo Racing		Hyundai Elantra N TC R	10	9	1:52.484	0.684	0.134	140.2
5	76	Alex Ley		Y	3	BRC Racing Team		Hyundai Elantra N TC R	13	11	1:52.617	0.817	0.133	140.0
6	12	Gabriele Covini		Y	4	BRC Racing Team		Hyundai Elantra N TC R	12	10	1:52.786	0.986	0.169	139.8
7	111	Marco Butti		Y	5	Monlau Motorsport		Cupra Leon VZ TCR	14	7	1:53.150	1.350	0.364	139.3
8	17	Nicolas Taylor		Y	6	PMA Motorsport		Audi RS 3 LMS TC R	13	10	1:53.156	1.356	0.006	139.3
9	8	Nicola Baldan				PMA Motorsport		Audi RS 3 LMS TC R	13	10	1:53.397	1.597	0.241	139.0
10	85	Tiago Pernía		Y	7	Squadra Martino		Honda Civic Type R FL5 TCR	11	3	1:53.801	2.001	0.404	138.5
11	33	Santiago Concepción		Y	8	Squadra Martino		Honda Civic Type R FL5 TCR	14	4	1:53.951	2.151	0.150	138.4
12	69	Max Hart				ALM Motorsport		Honda Civic Type R FL5 TCR	12	4	1:54.199	2.399	0.248	138.1
13	97	Junesung Park				Solite Indigo Racing		Hyundai Elantra N TC R	10	4	1:54.220	2.420	0.021	138.0
14	37	Victor Chan		T	1	Auto Club RC2 Valles		Honda Civic Type R FL5 TCR	14	4	1:54.269	2.469	0.049	138.0
15	73	Victor Fernández		T	2	Auto Club RC2 Valles		Honda Civic Type R FL5 TCR	12	7	1:54.483	2.683	0.214	137.7
16	19	Felipe Fernández				Auto Club RC2 Valles		Honda Civic Type R FL5 TCR	14	6	1:54.527	2.727	0.044	137.7
17	22	Giacomo Prandelli		T	3	Aikoa Racing		Audi RS 3 LMS TC R	10	3	1:54.613	2.813	0.086	137.6
18	10	Viktor Andersson		Y	9	Monlau Motorsport		Cupra Leon VZ TCR	12	3	1:54.936	3.136	0.323	137.2
19	72	Sandro Pelatti		T	4	SP Competition		Cupra Leon VZ TCR	12	6	1:55.686	3.886	0.750	136.3
20	46	János Csik		T	5	Speed Technika		Hyundai i30 N TCR	11	9	1:55.906	4.106	0.220	136.0

Published at:.....

Track Temp: **36.6 °C** Air Temp: **28.6 °C** Humidity: **35 %** Track Status: **DRY**

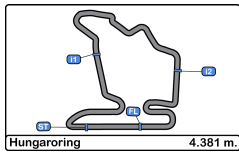
Race Director:

Péter Faluvégi

Timekeeper:

Luis Garcia
 JCR-2654-ESP/M





Hungaroring
TCR Europe
Free Practice - 2



Provisional Results by Category

Clas	Nº	Driver	Nat	Cat	Clas	Team	Nat	Vehicle	Laps	Best	Time	Gap	Interval	Km/h
1	7	Mike Halder				ALM Motorsport		Honda Civic Type R FL5 TCR	10	9	1:51.800			141.0
2	117	Adam Shepherd				Monlau Motorsport		Cupra Leon VZ TCR	13	11	1:52.350	0.550	0.550	140.3
3	8	Nicola Baldan				PMA Motorsport		Audi RS 3 LMS TC R	13	10	1:53.397	1.597	1.047	139.0
4	69	Max Hart				ALM Motorsport		Honda Civic Type R FL5 TCR	12	4	1:54.199	2.399	0.802	138.1
5	97	Junesung Park				Solite Indigo Racing		Hyundai Elantra N TC R	10	4	1:54.220	2.420	0.021	138.0
6	19	Felipe Fernández				Auto Club RC2 Valles		Honda Civic Type R FL5 TCR	14	6	1:54.527	2.727	0.307	137.7

Y

Clas	Nº	Driver	Nat	Cat	Clas	Team	Nat	Vehicle	Laps	Best	Time	Gap	Interval	Km/h
1	27	Ruben Volt		Y	1	ALM Motorsport		Honda Civic Type R FL5 TCR	10	7	1:52.303			140.4
2	87	Junui Park		Y	2	Solite Indigo Racing		Hyundai Elantra N TC R	10	9	1:52.484	0.181	0.181	140.2
3	76	Alex Ley		Y	3	BRC Racing Team		Hyundai Elantra N TC R	13	11	1:52.617	0.314	0.133	140.0
4	12	Gabriele Covini		Y	4	BRC Racing Team		Hyundai Elantra N TC R	12	10	1:52.786	0.483	0.169	139.8
5	111	Marco Butti		Y	5	Monlau Motorsport		Cupra Leon VZ TCR	14	7	1:53.150	0.847	0.364	139.3
6	17	Nicolas Taylor		Y	6	PMA Motorsport		Audi RS 3 LMS TC R	13	10	1:53.156	0.853	0.006	139.3
7	85	Tiago Pernía		Y	7	Squadra Martino		Honda Civic Type R FL5 TCR	11	3	1:53.801	1.498	0.645	138.5
8	33	Santiago Concepción		Y	8	Squadra Martino		Honda Civic Type R FL5 TCR	14	4	1:53.951	1.648	0.150	138.4
9	10	Viktor Andersson		Y	9	Monlau Motorsport		Cupra Leon VZ TCR	12	3	1:54.936	2.633	0.985	137.2

T

Clas	Nº	Driver	Nat	Cat	Clas	Team	Nat	Vehicle	Laps	Best	Time	Gap	Interval	Km/h
1	37	Victor Chan		T	1	Auto Club RC2 Valles		Honda Civic Type R FL5 TCR	14	4	1:54.269			138.0
2	73	Victor Fernández		T	2	Auto Club RC2 Valles		Honda Civic Type R FL5 TCR	12	7	1:54.483	0.214	0.214	137.7
3	22	Giacomo Prandelli		T	3	Aikoa Racing		Audi RS 3 LMS TC R	10	3	1:54.613	0.344	0.130	137.6
4	72	Sandro Pelatti		T	4	SP Competition		Cupra Leon VZ TCR	12	6	1:55.686	1.417	1.073	136.3
5	46	János Csik		T	5	Speed Technika		Hyundai i30 N TCR	11	9	1:55.906	1.637	0.220	136.0

Published at:.....

Track Temp: **36.6 °C** Air Temp: **28.6 °C** Humidity: **35 %** Track Status: **DRY**

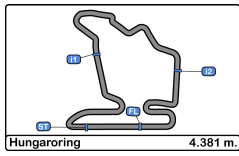
Race Director:

Péter Faluvégi

Timekeeper:

Luis Garcia
 JCR-2654-ESP/M





Hungaroring
TCR Europe
Free Practice - 2
Lap Analysis



7 Mike Halder Honda Civic Type R FL5 TCR 12 Gabriele Covini Hyundai Elantra N TC R
ALM Motorsport Y BRC Racing Team

Lap	D	Time	Sector 1	Sector 2	Sector 3	T. Spd	Elapsed	Lap	D	Time	Sector 1	Sector 2	Sector 3	T. Spd	Elapsed
1		16:08:09.825	16:06:52.294	44.446	33.085		16:08:09.825	1		16:08:39.289	16:07:08.901	53.902	36.486		16:08:39.289
2		2:04.830 P	41.861	44.966	38.003	203.0	16:10:14.655	2		2:06.173	46.078	45.814	34.281	191.8	16:10:45.462
3		3:17.307	2:03.470	42.141	31.696		16:13:31.962	3		2:02.856	44.636	44.467	33.753	208.4	16:12:48.318
4		1:53.272	40.205	41.218	31.849	210.9	16:15:25.234	4		1:59.499 P	41.114	41.884	36.501	210.9	16:14:47.817
5		1:54.294	40.515	41.535	32.244	210.9	16:17:19.528	5		4:26.053	3:00.435	50.288	35.330		16:19:13.870
6		2:08.841 P	44.064	45.106	39.671	208.8	16:19:28.369	6		1:54.656	40.543	41.718	32.395	210.1	16:21:08.526
7		4:16.883 P	2:58.894	41.517	36.472		16:23:45.252	7		2:02.327	42.471	45.543	34.313	209.3	16:23:10.853
8		3:16.492	1:59.929	43.401	33.162		16:27:01.744	8		2:02.351 P	40.833	43.012	38.506	210.1	16:25:13.204
9		1:51.800	39.763	40.458	31.579	211.3	16:28:53.544	9		3:31.914	2:10.413	49.016	32.485		16:28:45.118
10		2:13.557 P	46.366	45.732	41.459	187.1	16:31:07.101	10		1:52.786	39.986	41.021	31.779	210.1	16:30:37.904

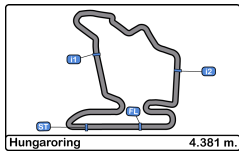
8 Nicola Baldan Audi RS 3 LMS TC R 17 Nicolas Taylor Audi RS 3 LMS TC R
PMA Motorsport Y PMA Motorsport

Lap	D	Time	Sector 1	Sector 2	Sector 3	T. Spd	Elapsed	Lap	D	Time	Sector 1	Sector 2	Sector 3	T. Spd	Elapsed
1		16:08:30.145	16:07:00.088	51.508	38.549		16:08:30.145	1		16:08:28.686	16:06:57.702	51.895	39.089		16:08:28.686
2		2:16.972	50.680	49.415	36.877	139.7	16:10:47.117	2		2:17.659	50.112	49.519	38.028	185.5	16:10:46.345
3		2:10.925 P	45.811	44.495	40.619	180.0	16:12:58.042	3		2:10.591 P	44.684	45.642	40.265	184.6	16:12:56.936
4		4:03.531	2:41.497	46.747	35.287		16:17:01.573	4		3:43.195	2:28.034	42.638	32.523		16:16:40.131
5		1:58.084	43.437	42.405	32.242	209.3	16:18:59.657	5		1:54.887	40.507	42.091	32.289	211.3	16:18:35.018
6		4:56.097	41.123	42.498	32.476	210.1	16:20:55.754	6		1:55.447	40.607	42.467	32.373	213.0	16:20:30.465
7		1:56.318	40.774	42.787	32.757	210.9	16:22:52.072	7		1:55.940	40.614	42.648	32.678	211.7	16:22:26.405
8		2:03.787 P	41.100	44.018	38.669	210.5	16:24:55.859	8		2:00.364 P	41.120	42.885	36.359	205.3	16:24:26.769
9		3:35.582	2:12.268	45.849	37.465		16:28:31.441	9		3:18.376	1:59.156	45.606	33.614		16:27:45.145
10		1:53.397	40.204	41.323	31.870	212.5	16:30:24.838	10		1:53.156	39.898	41.395	31.863	213.8	16:29:38.301
11		2:23.906	51.802	56.382	35.722	213.0	16:32:48.744	11		1:54.552	40.221	42.032	32.299	213.0	16:31:32.853
12		1:54.207	40.105	41.881	32.221	213.8	16:34:42.951	12		1:59.212 P	40.657	42.149	36.406	213.4	16:33:32.065
13		2:13.312	48.424	48.715	36.173	213.4	16:36:56.263	13		3:40.691	2:23.608	42.811	34.272		16:37:12.756

10 Viktor Andersson Cupra Leon VZ TCR 19 Felipe Fernández Honda Civic Type R FL5 TCR
Y Monlau Motorsport Auto Club RC2 Valles

Lap	D	Time	Sector 1	Sector 2	Sector 3	T. Spd	Elapsed	Lap	D	Time	Sector 1	Sector 2	Sector 3	T. Spd	Elapsed
1		16:08:22.879 P	16:06:56.744	46.581	39.554		16:08:22.879	1		16:08:43.458	16:07:17.897	49.444	36.117		16:08:43.458
2		3:51.839	2:34.696	42.837	34.306		16:12:14.718	2		2:12.932 P	47.048	45.836	40.048	135.1	16:10:56.390
3		1:54.936	40.625	42.228	32.083	213.4	16:14:09.654	3		4:04.401 P	2:40.395	45.416	38.590		16:15:00.791
4		4:54.790	40.441	42.002	32.347	213.4	16:16:04.444	4		2:34.199	1:16.681	42.429	32.089		16:17:31.990
5		1:55.411	40.523	42.483	32.405	215.1	16:17:59.855	5		4:54.599	40.670	41.835	32.094	208.4	16:19:26.589
6		1:55.411	40.701	42.222	32.488	213.4	16:19:55.266	6		1:54.527	40.826	41.680	32.021	209.3	16:21:21.116
7		1:55.606	40.752	42.240	32.614	213.8	16:21:50.872	7		1:54.840	40.767	41.893	32.180	209.7	16:23:15.956
8		2:07.384 P	41.903	45.346	40.135	213.4	16:23:58.256	8		1:55.754	41.329	42.076	32.349	209.7	16:25:11.710
9		4:44.422	3:29.011	43.216	32.195		16:28:42.678	9		4:54.675	40.775	41.592	32.308	210.1	16:27:06.385
10		1:57.263	40.630	42.903	33.730	212.1	16:30:39.941	10		1:55.449	40.980	42.064	32.405	210.1	16:29:01.834
11		1:57.714	40.693	43.150	33.871	214.7	16:32:37.655	11		2:00.323	40.819	46.730	32.774	209.3	16:31:02.157
12		2:03.869 P	40.882	42.682	40.305	214.7	16:34:41.524	12		1:55.388	40.919	42.046	32.423	211.3	16:32:57.545
								13		1:55.476	40.767	42.095	32.614	211.3	16:34:53.021
								14		1:55.425	40.633	42.286	32.506	211.7	16:36:48.446





Hungaroring
TCR Europe
Free Practice - 2
Lap Analysis



22 Giacomo Prandelli Audi RS 3 LMS TC R **37** Victor Chan Honda Civic Type R FL5 TCR

T Aikoa Racing							T Auto Club RC2 Valles								
Lap	D	Time	Sector 1	Sector 2	Sector 3	T. Spd	Elapsed	Lap	D	Time	Sector 1	Sector 2	Sector 3	T. Spd	Elapsed
1		16:08:41.233 P	16:07:09.348	51.216	40.669		16:08:41.233	1		16:08:39.355	16:07:14.610	49.126	35.619		16:08:39.355
2		3:37.294	2:18.172	42.828	36.294		16:12:18.527	2		2:06.219 P	42.793	44.331	39.095	208.0	16:10:45.574
3		1:54.613	40.426	41.849	32.338	210.5	16:14:13.140	3		3:25.782	2:11.321	42.475	31.986		16:14:11.356
4		1:55.429	40.738	42.282	32.409	210.9	16:16:08.569	4		1:54.269	40.430	41.679	32.160	214.7	16:16:05.625
5		2:08.057 P	44.719	45.122	38.216	213.0	16:18:16.626	5		1:54.679	40.325	42.020	32.334	213.4	16:18:00.304
6		6:13.543	4:58.776	42.252	32.515		16:24:30.169	6		1:55.434	40.635	42.339	32.460	211.7	16:19:55.738
7		1:54.879	40.509	41.994	32.376	211.3	16:26:25.048	7		1:55.492	40.768	42.070	32.654	214.2	16:21:51.230
8		2:02.477 P	40.645	42.659	39.173	210.1	16:28:27.525	8		1:55.275	41.020	41.996	32.259	211.3	16:23:46.505
9		6:40.309	5:25.120	42.906	32.283		16:35:07.834	9		1:55.368	40.892	42.008	32.468	210.1	16:25:41.873
10		2:13.962 P	43.483	45.664	44.815	212.5	16:37:21.796	10		1:55.540	40.771	42.211	32.558	208.8	16:27:37.413

27 Ruben Volt Honda Civic Type R FL5 TCR

Y ALM Motorsport

Lap	D	Time	Sector 1	Sector 2	Sector 3	T. Spd	Elapsed
1		16:08:13.037 P	16:06:52.829	44.371	35.837		16:08:13.037
2		3:28.062	2:11.090	43.295	33.677		16:11:41.099
3		1:53.449	40.187	41.554	31.708	210.1	16:13:34.548
4		1:53.896	40.449	41.433	32.014	211.7	16:15:28.444
5		2:00.614 P	40.984	42.327	37.303	211.7	16:17:29.058
6		3:48.739	2:27.835	45.067	35.837		16:21:17.797
7		1:52.303	39.767	41.048	31.488	212.1	16:23:10.100
8		2:04.723 P	43.571	42.560	38.592	212.1	16:25:14.823
9		3:31.443 P	2:05.922	43.307	42.214		16:28:46.266
10		2:41.240 P	1:17.578	43.727	39.935		16:31:27.506

46 János Csik Hyundai i30 N TCR

T Speed Technika

Lap	D	Time	Sector 1	Sector 2	Sector 3	T. Spd	Elapsed
1		16:08:49.168	16:07:22.357	48.498	38.313		16:08:49.168
2		2:02.423	41.806	43.725	36.892	206.5	16:10:51.591
3		2:13.985	49.295	47.412	37.278	136.0	16:13:05.576
4		2:02.136	44.177	44.501	33.458	205.7	16:15:07.712
5		1:56.857	41.410	43.129	32.318	208.4	16:17:04.569
6		2:06.242 P	41.626	44.528	40.088	206.8	16:19:10.811
7		6:24.202	5:08.461	42.879	32.862		16:25:35.013
8		1:56.198	41.162	42.708	32.328	204.9	16:27:31.211
9		1:55.906	40.880	42.538	32.488	206.8	16:29:27.117
10		2:07.269 P	42.113	43.196	41.960	206.8	16:31:34.386
11		5:57.826	4:40.873	44.175	32.778		16:37:32.212

33 Santiago Concepción Honda Civic Type R FL5 TCR

Y Squadra Martino

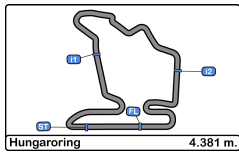
Lap	D	Time	Sector 1	Sector 2	Sector 3	T. Spd	Elapsed
1		16:08:36.916 P	16:07:12.561	46.932	37.423		16:08:36.916
2		3:44.171 P	2:25.139	42.687	36.345		16:12:21.087
3		2:44.210	1:30.087	42.111	32.012		16:15:05.297
4		1:53.951	40.502	41.448	32.001	210.5	16:16:59.248
5		1:54.344	40.551	41.728	32.065	210.1	16:18:53.592
6		1:54.374	40.379	41.798	32.197	212.1	16:20:47.966
7		1:54.666	40.645	41.817	32.204	211.7	16:22:42.632
8		1:54.341	40.528	41.566	32.247	210.1	16:24:36.973
9		1:54.977	40.622	41.928	32.427	212.1	16:26:31.950
10		1:54.842	40.648	41.871	32.323	210.5	16:28:26.792
11		1:55.045	40.656	42.095	32.264	211.3	16:30:21.807
12		1:54.862	40.506	41.992	32.364	210.9	16:32:16.669
13		1:54.994	40.560	42.077	32.357	211.3	16:34:11.663
14		1:55.109	40.632	42.024	32.453	210.9	16:36:06.772

69 Max Hart Honda Civic Type R FL5 TCR

ALM Motorsport

Lap	D	Time	Sector 1	Sector 2	Sector 3	T. Spd	Elapsed
1		16:08:14.852 P	16:06:53.526	44.057	37.269		16:08:14.852
2		3:43.663 P	2:23.350	43.831	36.482		16:11:58.515
3		2:28.742	1:11.895	43.431	33.416		16:14:27.257
4		1:54.199	40.452	41.652	32.095	210.5	16:16:21.456
5		1:55.143	40.699	41.879	32.565	210.9	16:18:16.599
6		1:54.908	40.611	41.910	32.387	211.3	16:20:11.507
7		2:00.644 P	41.720	42.294	36.600	210.5	16:22:12.121
8		3:34.197 P	2:11.788	44.378	38.031		16:25:46.318
9		3:16.267	1:58.537	45.100	32.630		16:29:02.585
10		2:04.614	40.442	46.149	38.023	211.7	16:31:07.199
11		1:53.399	40.134	41.260	32.005	212.5	16:33:00.598
12		2:00.052 P	40.295	41.603	38.154	213.0	16:35:00.650





Hungaroring
TCR Europe
Free Practice - 2
Lap Analysis



72 Sandro Pelatti Cupra Leon VZ TCR **85** Tiago Pernía Honda Civic Type R FL5 TCR
 T SP Competition Y Squadra Martino

Lap	D	Time	Sector 1	Sector 2	Sector 3	T. Spd	Elapsed	Lap	D	Time	Sector 1	Sector 2	Sector 3	T. Spd	Elapsed
1		16:08:50.516 P	16:07:16.071	49.420	45.025		16:08:50.516	1		16:08:35.923 P	16:07:09.668	49.159	37.096		16:08:35.923
2		4:02.812	2:43.891	45.379	33.542		16:12:53.328	2		3:35.577	2:18.174	44.412	32.991		16:12:11.500
3		1:58.609	41.476	44.247	32.886	212.1	16:14:51.937	3		1:53.801	40.246	41.578	31.977	210.5	16:14:05.301
4		2:01.411 P	41.115	42.576	37.720	212.1	16:16:53.348	4		2:13.856 P	42.723	52.781	38.352	208.4	16:16:19.157
5		3:57.480	2:34.960	44.614	37.906		16:20:50.828	5		5:10.567	3:50.474	46.541	33.552		16:21:29.724
6		1:55.686	40.905	42.619	32.162	213.0	16:22:46.514	6		4:54.204	40.470	41.497	32.237	209.3	16:23:23.928
7		4:55.076	40.580	42.245	32.251	213.8	16:24:41.590	7		2:14.640 P	45.003	49.932	39.705	208.8	16:25:38.568
8		1:55.921	40.848	42.495	32.578	214.7	16:26:37.511	8		4:57.284	3:39.169	45.739	32.376		16:30:35.852
9		2:07.347 P	41.048	43.273	43.026	210.9	16:28:44.858	9		2:16.244	46.274	52.392	37.578	210.9	16:32:52.096
10		3:53.457	2:31.036	49.494	32.927		16:32:38.315	10		4:58.089	40.269	41.707	36.113	211.3	16:34:50.185
11		1:56.769	41.183	42.738	32.848	215.1	16:34:35.084	11		2:10.360 P	40.136	42.111	48.113	211.7	16:37:00.545
12		1:56.524	41.107	42.660	32.757	213.0	16:36:31.608								

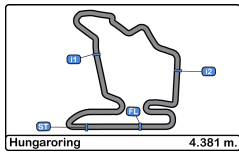
73 Victor Fernández Honda Civic Type R FL5 TCR **87** Junui Park Hyundai Elantra N TC R
 T Auto Club RC2 Valles Y Solite Indigo Racing

Lap	D	Time	Sector 1	Sector 2	Sector 3	T. Spd	Elapsed	Lap	D	Time	Sector 1	Sector 2	Sector 3	T. Spd	Elapsed
1		16:08:53.342 P	16:07:19.169	49.348	44.825		16:08:53.342	1		16:08:29.260 P	16:07:06.263	45.764	37.233		16:08:29.260
2		3:11.413	1:54.929	44.128	32.356		16:12:04.755	2		4:28.945	3:09.746	44.183	35.016		16:12:58.205
3		1:55.673	41.654	42.008	32.011	210.1	16:14:00.428	3		2:00.416 P	40.572	41.274	38.569	210.9	16:14:58.620
4		1:55.595	40.834	42.400	32.361	209.3	16:15:56.023	4		3:00.604 P	1:34.012	46.980	39.612		16:17:59.224
5		2:13.557 P	44.420	47.198	41.939	210.9	16:18:09.580	5		4:05.182	2:49.427	42.808	32.947		16:22:04.406
6		3:47.718	2:30.990	44.429	32.299		16:21:57.298	6		4:54.826	41.310	41.484	32.032	210.9	16:23:59.232
7		1:54.483	40.710	41.599	32.174	210.5	16:23:51.781	7		2:03.414 P	40.623	41.756	41.035	210.1	16:26:02.646
8		1:56.826	40.484	42.212	34.130	210.5	16:25:48.607	8		7:17.600	6:02.202	42.813	32.585		16:33:20.246
9		2:06.316 P	41.428	45.305	39.583	210.1	16:27:54.923	9		1:52.484	39.997	40.759	31.728	210.1	16:35:12.730
10		4:24.328	3:08.528	43.502	32.298		16:32:19.251	10		2:10.886 P	40.136	44.403	46.347	211.3	16:37:23.616
11		4:56.597	40.592	42.270	33.735	211.3	16:34:15.848								
12		4:56.894	41.180	42.945	32.769	210.5	16:36:12.742								

76 Alex Ley Hyundai Elantra N TC R **97** Junesung Park Hyundai Elantra N TC R
 Y BRC Racing Team Solite Indigo Racing

Lap	D	Time	Sector 1	Sector 2	Sector 3	T. Spd	Elapsed	Lap	D	Time	Sector 1	Sector 2	Sector 3	T. Spd	Elapsed
1		16:08:38.536	16:07:08.423	53.743	36.370		16:08:38.536	1		16:08:30.562 P	16:07:06.788	45.878	37.896		16:08:30.562
2		2:05.905	45.957	46.084	33.864	191.4	16:10:44.441	2		4:30.243	3:09.748	45.032	35.463		16:13:00.805
3		2:09.125 P	44.551	44.705	39.869	208.4	16:12:53.566	3		1:54.387	40.556	41.705	32.126	209.7	16:14:55.192
4		2:33.699 P	1:15.388	42.173	36.138		16:15:27.265	4		1:54.220	40.419	41.627	32.174	209.7	16:16:49.412
5		3:24.318	2:06.026	45.046	33.246		16:18:51.583	5		2:04.290 P	42.066	44.312	37.912	207.6	16:18:53.702
6		1:54.573	40.688	41.661	32.224	208.8	16:20:46.156	6		3:40.495 P	2:20.975	43.003	36.517		16:22:34.197
7		1:59.335	40.932	45.305	33.098	208.8	16:22:45.491	7		2:41.804	1:20.538	44.573	36.693		16:25:16.001
8		1:55.483	40.778	42.026	32.679	210.1	16:24:40.974	8		1:54.742	40.506	41.871	32.365	209.3	16:27:10.743
9		2:00.878 P	40.869	42.075	37.934	210.9	16:26:41.852	9		1:55.556	40.790	42.159	32.607	208.4	16:29:06.299
10		4:27.454	3:08.434	44.641	34.379		16:31:09.306	10		2:13.563 P	44.945	46.346	42.272	186.2	16:31:19.862
11		1:52.617	40.060	40.685	31.872	212.1	16:33:01.923								
12		2:01.688	43.375	45.613	32.700	199.6	16:35:03.611								
13		2:03.937 P	40.453	43.201	40.283	211.3	16:37:07.548								





Hungaroring
TCR Europe
Free Practice - 2
Lap Analysis



111

Marco Butti

Cupra Leon VZ TCR

Y

Monlau Motorsport

Lap	D	Time	Sector 1	Sector 2	Sector 3	T. Spd	Elapsed
1		16:08:37.225	16:07:08.274	50.310	38.641		16:08:37.225
2		2:12.198	49.477	46.959	35.762	166.4	16:10:49.423
3		2:12.578	47.896	47.067	37.615	151.8	16:13:02.001
4		2:16.310 P	50.184	46.245	39.881	129.6	16:15:18.311
5		3:31.081 P	2:07.565	43.857	39.659		16:18:49.392
6		2:22.967	1:09.868	41.498	31.601		16:21:12.359
7		1:53.150	39.822	41.664	31.664	214.7	16:23:05.509
8		1:53.564	40.081	41.649	31.834	214.2	16:24:59.073
9		1:53.908	40.193	41.684	32.031	214.7	16:26:52.981
10		1:54.281	40.169	42.060	32.052	214.7	16:28:47.262
11		1:54.429	40.405	41.922	32.102	215.1	16:30:41.691
12		1:54.805	40.459	42.294	32.052	216.4	16:32:36.496
13		1:54.629	40.420	41.981	32.228	216.0	16:34:31.125
14		1:55.012	40.419	42.295	32.298	214.7	16:36:26.137

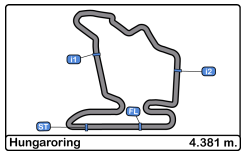
117

Adam Shepherd

Cupra Leon VZ TCR

Monlau Motorsport

Lap	D	Time	Sector 1	Sector 2	Sector 3	T. Spd	Elapsed
1		16:08:25.360 P	16:07:02.102	45.218	38.040		16:08:25.360
2		3:33.560	2:11.464	44.889	37.207		16:11:58.920
3		1:54.604	40.609	41.965	32.030	211.7	16:13:53.524
4		1:54.890	40.575	41.988	32.327	210.9	16:15:48.414
5		2:00.648 P	40.731	43.064	36.853	213.8	16:17:49.062
6		3:48.787	2:30.087	44.828	33.872		16:21:37.849
7		1:53.535	40.211	41.421	31.903	213.0	16:23:31.384
8		1:54.294	40.353	41.865	32.076	212.1	16:25:25.678
9		2:01.493 P	40.412	44.304	36.777	212.5	16:27:27.171
10		3:49.525	2:14.851	55.115	38.559		16:31:15.696
11		1:52.350	40.129	40.880	31.341	214.2	16:33:08.046
12		1:52.732	39.796	41.283	31.653	215.1	16:35:00.778
13		2:16.662 P	46.716	44.689	45.257	214.7	16:37:17.440



Hungaroring

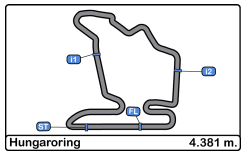
TCR Europe

Free Practice - 2

Best Sectors Results



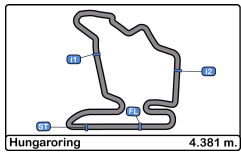
Sector - 1				Sector - 2				Sector - 3				Ideal Lap vs Best Lap				
Clas	Nº	Driver	Time	Nº	Driver	Time	Nº	Driver	Time	Clas	Nº	Driver	Ideal Lap	Best Lap	Clas	
1	7	Mike Halder	39.763	7	Mike Halder	40.458	117	Adam Shepherd	31.341	1	7	Mike Halder	1:51.800	1:51.800	1	
2	27	Ruben Volt	39.767	76	Alex Ley	40.685	27	Ruben Volt	31.488	2	117	Adam Shepherd	1:52.017	1:52.350	3	
3	117	Adam Shepherd	39.796	87	Junui Park	40.759	7	Mike Halder	31.579	3	27	Ruben Volt	1:52.303	1:52.303	2	
4	111	Marco Butti	39.822	117	Adam Shepherd	40.880	111	Marco Butti	31.601	4	87	Junui Park	1:52.484	1:52.484	4	
5	17	Nicolas Taylor	39.898	12	Gabriele Covini	41.021	87	Junui Park	31.728	5	76	Alex Ley	1:52.617	1:52.617	5	
6	12	Gabriele Covini	39.986	27	Ruben Volt	41.048	12	Gabriele Covini	31.779	6	12	Gabriele Covini	1:52.786	1:52.786	6	
7	87	Junui Park	39.997	69	Max Hart	41.260	17	Nicolas Taylor	31.863	7	111	Marco Butti	1:52.921	1:53.150	7	
8	76	Alex Ley	40.060	8	Nicola Baldan	41.323	8	Nicola Baldan	31.870	8	17	Nicolas Taylor	1:53.156	1:53.156	8	
9	8	Nicola Baldan	40.105	17	Nicolas Taylor	41.395	76	Alex Ley	31.872	9	8	Nicola Baldan	1:53.298	1:53.397	9	
10	69	Max Hart	40.134	33	Santiago Concepción	41.448	85	Tiago Pernía	31.977	10	69	Max Hart	1:53.399	1:54.199	12	
11	85	Tiago Pernía	40.136	85	Tiago Pernía	41.497	37	Victor Chan	31.986	11	85	Tiago Pernía	1:53.610	1:53.801	10	
12	37	Victor Chan	40.325	111	Marco Butti	41.498	33	Santiago Concepción	32.001	12	33	Santiago Concepción	1:53.828	1:53.951	11	
13	33	Santiago Concepción	40.379	19	Felipe Fernández	41.592	69	Max Hart	32.005	13	37	Victor Chan	1:53.990	1:54.269	14	
14	97	Junesung Park	40.419	73	Victor Fernández	41.599	73	Victor Fernández	32.011	14	73	Victor Fernández	1:54.094	1:54.483	15	
15	22	Giacomo Prandelli	40.426	97	Junesung Park	41.627	19	Felipe Fernández	32.021	15	97	Junesung Park	1:54.172	1:54.220	13	
16	10	Viktor Andersson	40.441	37	Victor Chan	41.679	10	Viktor Andersson	32.083	16	19	Felipe Fernández	1:54.246	1:54.527	16	
17	73	Victor Fernández	40.484	22	Giacomo Prandelli	41.849	97	Junesung Park	32.126	17	10	Viktor Andersson	1:54.526	1:54.936	18	
18	72	Sandro Pelatti	40.580	10	Viktor Andersson	42.002	72	Sandro Pelatti	32.162	18	22	Giacomo Prandelli	1:54.558	1:54.613	17	
19	19	Felipe Fernández	40.633	72	Sandro Pelatti	42.245	22	Giacomo Prandelli	32.283	19	72	Sandro Pelatti	1:54.987	1:55.686	19	
20	46	János Csik	40.880	46	János Csik	42.538	46	János Csik	32.318	20	46	János Csik	1:55.736	1:55.906	20	



Hungaroring
TCR Europe
Free Practice - 2
Best 5 Lap Times



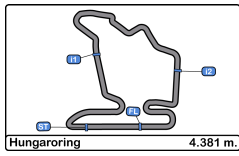
Cls	N°	Driver	Nat	Cat	Cls	Team	Nat	Vehicle	Best 1		Best 2		Best 3		Best 4		Best 5	
									Time	Lap	Time	Lap	Time	Lap	Time	Lap	Time	Lap
1	7	Mike Halder				ALM Motorsport		Honda Civic Type R FL5 TCR	1:51.800	9	1:53.272	4	1:54.294	5	2:04.830	2	2:08.841	6
2	27	Ruben Volt		Y	1	ALM Motorsport		Honda Civic Type R FL5 TCR	1:52.303	7	1:53.449	3	1:53.896	4	2:00.614	5	2:04.723	8
3	117	Adam Shepherd				Monlau Motorsport		Cupra Leon VZ TCR	1:52.350	11	1:52.732	12	1:53.535	7	1:54.294	8	1:54.604	3
4	87	Junui Park		Y	2	Solite Indigo Racing		Hyundai Elantra N TC R	1:52.484	9	2:03.414	7	2:10.886	10	3:00.604	4	4:05.182	5
5	76	Alex Ley		Y	3	BRC Racing Team		Hyundai Elantra N TC R	1:52.617	11	1:54.573	6	1:55.483	8	1:59.335	7	2:00.878	9
6	12	Gabriele Covini		Y	4	BRC Racing Team		Hyundai Elantra N TC R	1:52.786	10	1:54.656	6	1:57.190	11	1:59.499	4	2:02.327	7
7	111	Marco Butti		Y	5	Monlau Motorsport		Cupra Leon VZ TCR	1:53.150	7	1:53.564	8	1:53.908	9	1:54.281	10	1:54.429	11
8	17	Nicolas Taylor		Y	6	PMA Motorsport		Audi RS 3 LMS TC R	1:53.156	10	1:54.552	11	1:54.887	5	1:55.447	6	1:55.940	7
9	8	Nicola Baldan				PMA Motorsport		Audi RS 3 LMS TC R	1:53.397	10	1:54.207	12	1:56.318	7	1:58.084	5	2:03.787	8
10	85	Tiago Pernía		Y	7	Squadra Martino		Honda Civic Type R FL5 TCR	1:53.801	3	2:10.360	11	2:13.856	4	2:14.640	7	2:16.244	9
11	33	Santiago		Y	8	Squadra Martino		Honda Civic Type R FL5 TCR	1:53.951	4	1:54.341	8	1:54.344	5	1:54.374	6	1:54.862	12
12	69	Max Hart				ALM Motorsport		Honda Civic Type R FL5 TCR	1:54.199	4	1:55.143	5	2:00.052	12	2:04.614	10	2:28.742	3
13	97	Junesung Park				Solite Indigo Racing		Hyundai Elantra N TC R	1:54.220	4	1:54.387	3	1:54.742	8	1:55.556	9	2:04.290	5
14	37	Victor Chan		T	1	Auto Club RC2 Valles		Honda Civic Type R FL5 TCR	1:54.269	4	1:54.679	5	1:55.275	8	1:55.434	6	1:55.492	7
15	73	Victor Fernández		T	2	Auto Club RC2 Valles		Honda Civic Type R FL5 TCR	1:54.483	7	1:55.595	4	1:55.673	3	1:56.826	8	2:06.316	9
16	19	Felipe Fernández				Auto Club RC2 Valles		Honda Civic Type R FL5 TCR	1:54.527	6	1:54.840	7	1:55.388	12	1:55.425	14	1:55.449	10
17	22	Giacomo Prandelli		T	3	Aikoa Racing		Audi RS 3 LMS TC R	1:54.613	3	1:54.879	7	2:02.477	8	2:08.057	5	2:13.962	10
18	10	Viktor Andersson		Y	9	Monlau Motorsport		Cupra Leon VZ TCR	1:54.936	3	1:55.411	5	1:55.411	6	1:55.606	7	1:57.263	10
19	72	Sandro Pelatti		T	4	SP Competition		Cupra Leon VZ TCR	1:55.686	6	1:55.921	8	1:56.524	12	1:56.769	11	1:58.609	3
20	46	János Csik		T	5	Speed Technika		Hyundai i30 N TC R	1:55.906	9	1:56.198	8	1:56.857	5	2:02.136	4	2:02.423	2



Hungaroring
TCR Europe
Free Practice - 2
Best 5 Top Speeds



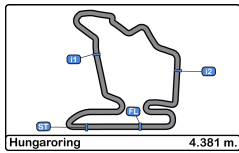
Clas	Nº	Driver	Nat	Cat	Cls	Team	Nat	Vehicle	Top 1		Top 2		Top 3		Top 4		Top 5		Avg		
									Km/h	Lap	Km/h	Lap	Km/h	Lap	Km/h	Lap	Km/h	Lap			
1	111	Marco Butti		ITA	Y	1	Monlau Motorsport		ESP	Cupra Leon VZ TCR	216.4	12	216.0	13	215.1	11	214.7	7	214.7	9	215.3
2	10	Viktor Andersson		SWE	Y	2	Monlau Motorsport		ESP	Cupra Leon VZ TCR	215.1	5	214.7	11	214.7	12	213.8	7	213.4	3	214.3
3	72	Sandro Pelatti		ITA	T	1	SP Competition		FRA	Cupra Leon VZ TCR	215.1	11	214.7	8	213.8	7	213.0	6	213.0	12	213.9
4	117	Adam Shepherd		GBR			Monlau Motorsport		ESP	Cupra Leon VZ TCR	215.1	12	214.7	13	214.2	11	213.8	5	213.0	7	214.2
5	37	Victor Chan		HKG	T	2	Auto Club RC2 Valles		ESP	Honda Civic Type R FL5 TCR	214.7	4	214.2	7	213.4	5	211.7	6	211.3	8	213.1
6	8	Nicola Baldan		ITA			PMA Motorsport		ITA	Audi RS 3 LMS TC R	213.8	12	213.4	13	213.0	11	212.5	10	210.9	7	212.7
7	17	Nicolas Taylor		CAN	Y	3	PMA Motorsport		ITA	Audi RS 3 LMS TC R	213.8	10	213.4	12	213.0	6	213.0	11	211.7	7	213.0
8	22	Giacomo Prandelli		ITA	T	3	Aikoa Racing		ITA	Audi RS 3 LMS TC R	213.0	5	212.5	10	211.3	7	210.9	4	210.5	3	211.6
9	69	Max Hart		ITA			ALM Motorsport		AUT	Honda Civic Type R FL5 TCR	213.0	12	212.5	11	211.7	10	211.3	6	210.9	5	211.9
10	27	Ruben Volt		AUT	Y	4	ALM Motorsport		AUT	Honda Civic Type R FL5 TCR	212.1	7	212.1	8	211.7	4	211.7	5	210.1	3	211.6
11	33	Santiago Concepción		ESP	Y	5	Squadra Martino		ITA	Honda Civic Type R FL5 TCR	212.1	6	212.1	9	211.7	7	211.3	11	211.3	13	211.7
12	76	Alex Ley		GBR	Y	6	BRC Racing Team		ITA	Hyundai Elantra N TC R	212.1	11	211.3	13	210.9	9	210.1	8	208.8	6	210.6
13	19	Felipe Fernández		ESP			Auto Club RC2 Valles		ESP	Honda Civic Type R FL5 TCR	211.7	14	211.3	12	211.3	13	210.1	9	210.1	10	210.9
14	85	Tiago Pernía		ARG	Y	7	Squadra Martino		ARG	Honda Civic Type R FL5 TCR	211.7	11	211.3	10	210.9	9	210.5	3	209.3	6	210.7
15	7	Mike Halder		GER			ALM Motorsport		AUT	Honda Civic Type R FL5 TCR	211.3	9	210.9	4	210.9	5	208.8	6	203.0	2	209.0
16	12	Gabriele Covini		ITA	Y	8	BRC Racing Team		ITA	Hyundai Elantra N TC R	211.3	12	210.9	4	210.9	11	210.1	6	210.1	8	210.6
17	73	Victor Fernández		ESP	T	4	Auto Club RC2 Valles		ESP	Honda Civic Type R FL5 TCR	211.3	11	210.9	5	210.5	7	210.5	8	210.5	12	210.7
18	87	Junui Park		KOR	Y	9	Solite Indigo Racing		KOR	Hyundai Elantra N TC R	211.3	10	210.9	3	210.9	6	210.1	7	210.1	9	210.6
19	97	Junesung Park		KOR			Solite Indigo Racing		KOR	Hyundai Elantra N TC R	209.7	3	209.7	4	209.3	8	208.4	9	207.6	5	208.9
20	46	János Csik		HUN	T	5	Speed Technika		HUN	Hyundai i30 N TCR	208.4	5	206.8	6	206.8	9	206.8	10	206.5	2	207.1



Hungaroring
TCR Europe
Free Practice - 2
Fastest Laps Sequence



Lap	Time of Day	Session Time	Nº	Driver	Nat	Cat	Team	Nat	Vehicle	Time	Km/h
2	16:10:14.655	4:14.655	7	Mike Halder		GER	ALM Motorsport		Honda Civic Type R FL5 TCR	2:04.830	126.3
2	16:10:51.591	4:51.591	46	János Csik		HUN	T Speed Technika		Hyundai i30 N TCR	2:02.423	128.8
3	16:13:34.548	7:34.548	27	Ruben Volt		EST	Y ALM Motorsport		Honda Civic Type R FL5 TCR	1:53.449	139.0
4	16:15:25.234	9:25.234	7	Mike Halder		GER	ALM Motorsport		Honda Civic Type R FL5 TCR	1:53.272	139.2
7	16:23:05.509	17:05.509	111	Marco Butti		ITA	Y Monlau Motorsport		Cupra Leon VZ TCR	1:53.150	139.3
7	16:23:10.100	17:10.100	27	Ruben Volt		EST	Y ALM Motorsport		Honda Civic Type R FL5 TCR	1:52.303	140.4
9	16:28:53.544	22:53.544	7	Mike Halder		GER	ALM Motorsport		Honda Civic Type R FL5 TCR	1:51.800	141.0



Hungaroring
TCR Europe
Free Practice - 2
Pit Stop Analysis



7 Mike Halder Honda Civic Type R FL5 TCR

ALM Motorsport

Nº	In Day Time	In Time	Out Time	Pit Time	T. Pit Time	Handicap	Diff.
1	16:10:12.098	16:10:12.098	16:11:38.150	1:26.052	1:26.052		
2	16:19:25.747	16:19:25.747	16:21:48.768	2:23.021	3:49.073		
3	16:23:42.709	16:23:42.709	16:24:58.627	1:15.918	5:04.991		

8 Nicola Baldan Audi RS 3 LMS TC R

PMA Motorsport

Nº	In Day Time	In Time	Out Time	Pit Time	T. Pit Time	Handicap	Diff.
1	16:12:55.624	16:12:55.624	16:14:42.293	1:46.669	1:46.669		
2	16:24:53.382	16:24:53.382	16:26:23.759	1:30.377	3:17.046		

10 Viktor Andersson Cupra Leon VZ TCR

Y Monlau Motorsport

Nº	In Day Time	In Time	Out Time	Pit Time	T. Pit Time	Handicap	Diff.
1	16:08:20.441	16:08:20.441	16:10:01.604	1:41.163	1:41.163		
2	16:23:55.713	16:23:55.713	16:26:43.521	2:47.808	4:28.971		

12 Gabriele Covini Hyundai Elantra N TC R

Y BRC Racing Team

Nº	In Day Time	In Time	Out Time	Pit Time	T. Pit Time	Handicap	Diff.
1	16:14:45.421	16:14:45.421	16:16:39.017	1:53.596	1:53.596		
2	16:25:10.593	16:25:10.593	16:26:34.252	1:23.659	3:17.255		

17 Nicolas Taylor Audi RS 3 LMS TC R

Y PMA Motorsport

Nº	In Day Time	In Time	Out Time	Pit Time	T. Pit Time	Handicap	Diff.
1	16:12:54.514	16:12:54.514	16:14:44.299	1:49.785	1:49.785		
2	16:24:24.342	16:24:24.342	16:25:39.738	1:15.396	3:05.181		
3	16:33:29.581	16:33:29.581	16:35:15.010	1:45.429	4:50.610		

19 Felipe Fernández Honda Civic Type R FL5 TCR

Auto Club RC2 Valles

Nº	In Day Time	In Time	Out Time	Pit Time	T. Pit Time	Handicap	Diff.
1	16:10:53.866	16:10:53.866	16:12:36.578	1:42.712	1:42.712		
2	16:14:58.336	16:14:58.336	16:15:26.388	28.052	2:10.764		

22 Giacomo Prandelli Audi RS 3 LMS TC R

T Aikoa Racing

Nº	In Day Time	In Time	Out Time	Pit Time	T. Pit Time	Handicap	Diff.
1	16:08:38.781	16:08:38.781	16:10:20.111	1:41.330	1:41.330		
2	16:18:14.210	16:18:14.210	16:22:36.496	4:22.286	6:03.616		
3	16:28:25.186	16:28:25.186	16:33:13.486	4:48.300	10:51.916		

27 Ruben Volt Honda Civic Type R FL5 TCR

Y ALM Motorsport

Nº	In Day Time	In Time	Out Time	Pit Time	T. Pit Time	Handicap	Diff.
1	16:17:26.637	16:17:26.637	16:19:13.048	1:46.411	1:46.411		
2	16:25:12.293	16:25:12.293	16:26:40.611	1:28.318	3:14.729		
3	16:28:43.848	16:28:43.848	16:29:09.939	26.091	3:40.820		

33 Santiago Concepción Honda Civic Type R FL5 TCR

Y Squadra Martino

Nº	In Day Time	In Time	Out Time	Pit Time	T. Pit Time	Handicap	Diff.
1	16:08:34.473	16:08:34.473	16:10:22.246	1:47.773	1:47.773		
2	16:12:18.629	16:12:18.629	16:12:45.011	26.382	2:14.155		

37 Victor Chan Honda Civic Type R FL5 TCR

T Auto Club RC2 Valles

Nº	In Day Time	In Time	Out Time	Pit Time	T. Pit Time	Handicap	Diff.
1	16:10:42.958	16:10:42.958	16:12:11.247	1:28.289	1:28.289		
2	16:31:33.229	16:31:33.229	16:32:53.940	1:20.711	2:49.000		

46 János Csik Hyundai i30 N TCR

T Speed Technika

Nº	In Day Time	In Time	Out Time	Pit Time	T. Pit Time	Handicap	Diff.
1	16:19:07.972	16:19:07.972	16:23:37.412	4:29.440	4:29.440		
2	16:31:31.105	16:31:31.105	16:35:33.362	4:02.257	8:31.697		

69 Max Hart Honda Civic Type R FL5 TCR

ALM Motorsport

Nº	In Day Time	In Time	Out Time	Pit Time	T. Pit Time	Handicap	Diff.
1	16:11:56.008	16:11:56.008	16:12:19.420	23.412	23.412		
2	16:22:09.621	16:22:09.621	16:23:42.252	1:32.631	1:56.043		
3	16:25:43.812	16:25:43.812	16:27:03.771	1:19.959	3:16.002		

72 Sandro Pelatti Cupra Leon VZ TCR

T SP Competition

Nº	In Day Time	In Time	Out Time	Pit Time	T. Pit Time	Handicap	Diff.
1	16:08:48.075	16:08:48.075	16:10:51.215	2:03.140	2:03.140		
2	16:16:50.724	16:16:50.724	16:18:47.228	1:56.504	3:59.644		
3	16:28:42.382	16:28:42.382	16:30:14.762	1:32.380	5:32.024		

73 Victor Fernández Honda Civic Type R FL5 TCR

T Auto Club RC2 Valles

Nº	In Day Time	In Time	Out Time	Pit Time	T. Pit Time	Handicap	Diff.
1	16:08:50.635	16:08:50.635	16:10:07.013	1:16.378	1:16.378		
2	16:18:06.934	16:18:06.934	16:19:57.274	1:50.340	3:06.718		
3	16:27:52.323	16:27:52.323	16:30:00.902	2:08.579	5:15.297		

76 Alex Ley Hyundai Elantra N TC R

Y BRC Racing Team

Nº	In Day Time	In Time	Out Time	Pit Time	T. Pit Time	Handicap	Diff.
1	16:12:51.002	16:12:51.002	16:13:15.333	24.331	24.331		
2	16:15:24.743	16:15:24.743	16:16:47.438	1:22.695	1:47.026		
3	16:26:39.286	16:26:39.286	16:29:08.075	2:28.789	4:15.815		

85 Tiago Pernia Honda Civic Type R FL5 TCR

Y Squadra Martino

Nº	In Day Time	In Time	Out Time	Pit Time	T. Pit Time	Handicap	Diff.
1	16:08:33.396	16:08:33.396	16:10:13.475	1:40.079	1:40.079		
2	16:16:16.613	16:16:16.613	16:19:27.207	3:10.594	4:50.673		
3	16:25:36.056	16:25:36.056	16:28:29.777	2:53.721	7:44.394		

87 Junui Park Hyundai Elantra N TC R

Y Solite Indigo Racing

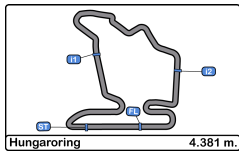
Nº	In Day Time	In Time	Out Time	Pit Time	T. Pit Time	Handicap	Diff.
1	16:08:26.798	16:08:26.798	16:10:54.773	2:27.975	2:27.975		
2	16:14:56.147	16:14:56.147	16:15:30.360	34.213	3:02.188		
3	16:17:56.738	16:17:56.738	16:20:07.150	2:10.412	5:12.600		
4	16:26:00.103	16:26:00.103	16:31:23.004	5:22.901	10:35.501		

97 Junesung Park Hyundai Elantra N TC R

Solite Indigo Racing

Nº	In Day Time	In Time	Out Time	Pit Time	T. Pit Time	Handicap	Diff.
1	16:08:28.045	16:08:28.045	16:10:58.557	2:30.512	2:30.512		
2	16:18:51.165	16:18:51.165	16:20:32.865	1:41.700	4:12.212		
3	16:22:31.758	16:22:31.758	16:22:55.871	24.113	4:36.325		





Hungaroring
TCR Europe
Free Practice - 2
Pit Stop Analysis



111

Marco Butti

Cupra Leon VZ TCR

Y

Monlau Motorsport

N°	In Day Time	In Time	Out Time	Pit Time	T. Pit Time	Handicap	Diff.
1	16:15:15.804	16:15:15.804	16:16:45.566	1:29.762	1:29.762		
2	16:18:46.815	16:18:46.815	16:19:09.442	22.627	1:52.389		

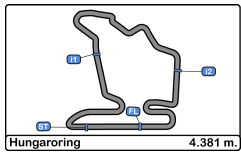
117

Adam Shepherd

Cupra Leon VZ TCR

Monlau Motorsport

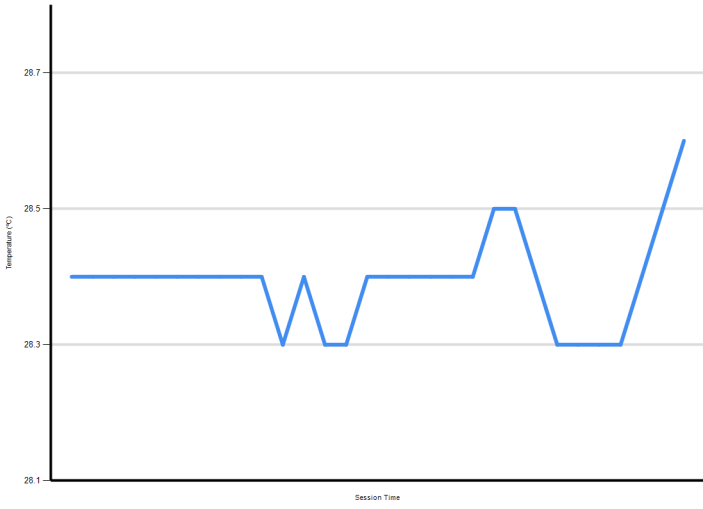
N°	In Day Time	In Time	Out Time	Pit Time	T. Pit Time	Handicap	Diff.
1	16:08:22.889	16:08:22.889	16:09:56.342	1:33.453	1:33.453		
2	16:17:46.090	16:17:46.090	16:19:36.975	1:50.885	3:24.338		
3	16:27:24.659	16:27:24.659	16:28:58.849	1:34.190	4:58.528		



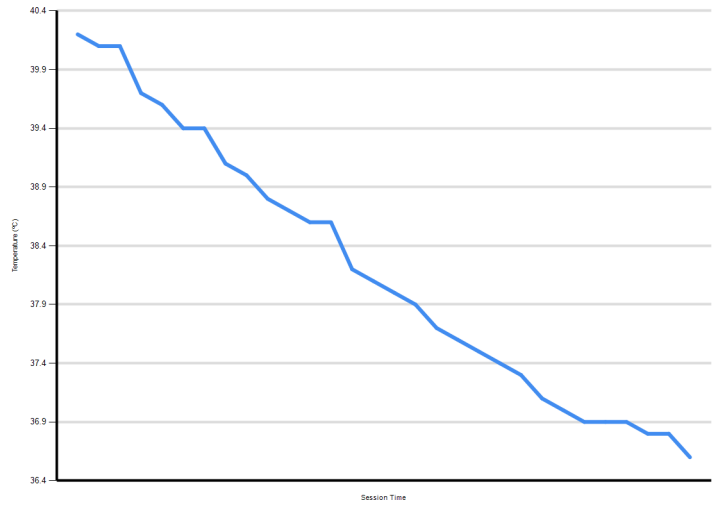
Hungaroring
TCR Europe
Free Practice - 2
Weather Report



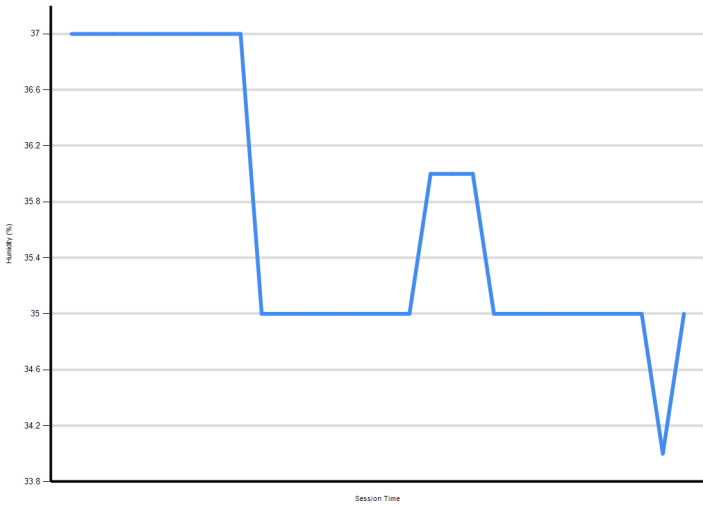
Air Temperature



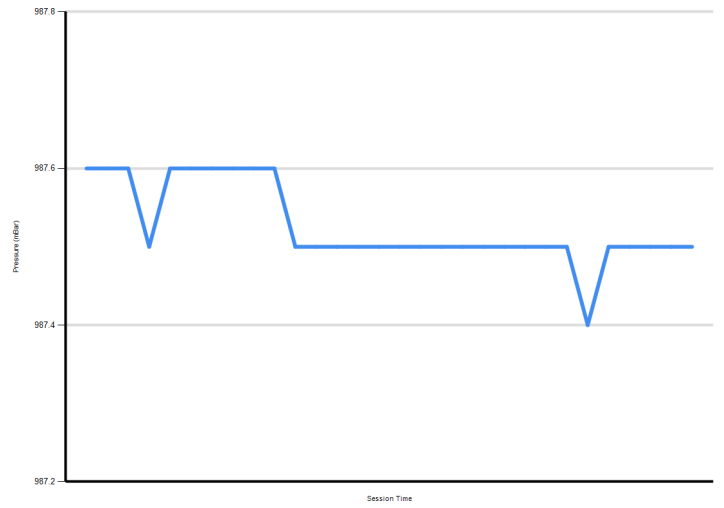
Track Temperature



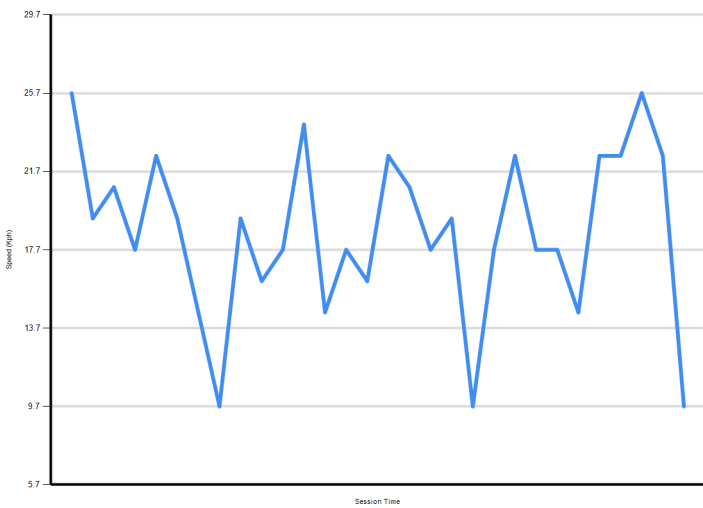
Humidity



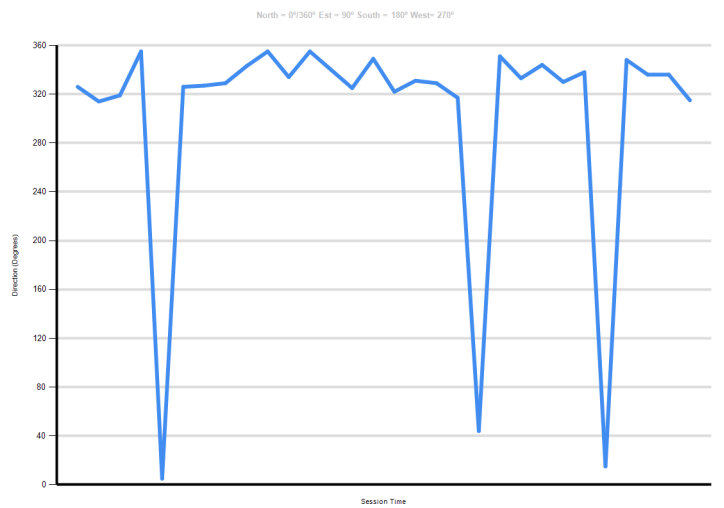
Pressure

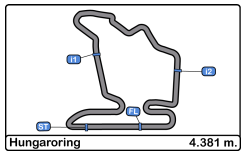


Wind Speed



Wind direction





Hungaroring
TCR Europe
Free Practice - 1 - 2
Combined Results



Cls	Nº	Driver	Nat	Cat	Clas	Team	Nat	Vehicle	Laps	FP1	FP2	Best	Gap	Interval	Km/h		
1	7	Mike Halder				ALM Motorsport		Honda Civic Type R FLS TCR	23	1:54.247	5	1:51.800	9	1:51.800	141.0		
2	27	Ruben Volt		Y	1	ALM Motorsport		Honda Civic Type R FLS TCR	25	1:53.867	5	1:52.303	7	1:52.303	0.503	0.503	140.4
3	19	Felipe Fernández				Auto Club RC2 Valles		Honda Civic Type R FLS TCR	26	1:52.322	11	1:54.527	6	1:52.322	0.522	0.019	140.4
4	11	Marco Butti		Y	2	Monlau Motorsport		Cupra Leon VZ TCR	25	1:52.338	10	1:53.150	7	1:52.338	0.538	0.016	140.3
5	11	Adam Shepherd				Monlau Motorsport		Cupra Leon VZ TCR	27	1:54.403	14	1:52.350	11	1:52.350	0.550	0.012	140.3
6	87	Junui Park		Y	3	Solite Indigo Racing		Hyundai Elantra N TC R	19	1:53.816	6	1:52.484	9	1:52.484	0.684	0.134	140.2
7	76	Alex Ley		Y	4	BRC Racing Team		Hyundai Elantra N TC R	26	1:52.991	11	1:52.617	11	1:52.617	0.817	0.133	140.0
8	33	Santiago Concepción		Y	5	Squadra Martino		Honda Civic Type R FLS TCR	26	1:52.780	3	1:53.951	4	1:52.780	0.980	0.163	139.8
9	12	Gabriele Covini		Y	6	BRC Racing Team		Hyundai Elantra N TC R	25	1:53.946	11	1:52.786	10	1:52.786	0.986	0.006	139.8
10	37	Victor Chan		T	1	Auto Club RC2 Valles		Honda Civic Type R FLS TCR	27	1:52.987	7	1:54.269	4	1:52.987	1.187	0.201	139.5
11	17	Nicolas Taylor		Y	7	PMA Motorsport		Audi RS 3 LMS TC R	25	1:54.087	10	1:53.156	10	1:53.156	1.356	0.169	139.3
12	8	Nicola Baldan				PMA Motorsport		Audi RS 3 LMS TC R	26	1:53.897	9	1:53.397	10	1:53.397	1.597	0.241	139.0
13	10	Viktor Andersson		Y	8	Monlau Motorsport		Cupra Leon VZ TCR	25	1:53.613	10	1:54.936	3	1:53.613	1.813	0.216	138.8
14	85	Tiago Pernía		Y	9	Squadra Martino		Honda Civic Type R FLS TCR	22	1:54.680	4	1:53.801	3	1:53.801	2.001	0.188	138.5
15	22	Giacomo Prandelli		T	2	Aikoa Racing		Audi RS 3 LMS TC R	23	1:53.899	10	1:54.613	3	1:53.899	2.099	0.098	138.4
16	97	Junesung Park				Solite Indigo Racing		Hyundai Elantra N TC R	22	1:53.989	4	1:54.220	4	1:53.989	2.189	0.090	138.3
17	69	Max Hart				ALM Motorsport		Honda Civic Type R FLS TCR	22	1:55.025	7	1:54.199	4	1:54.199	2.399	0.210	138.1
18	73	Victor Fernández		T	3	Auto Club RC2 Valles		Honda Civic Type R FLS TCR	25	1:55.651	9	1:54.483	7	1:54.483	2.683	0.284	137.7
19	46	János CsiK		T	4	Speed Technika		Hyundai i30 N TCR	22	1:55.555	3	1:55.906	9	1:55.555	3.755	1.072	136.4
20	72	Sandro Pelatti		T	5	SP Competition		Cupra Leon VZ TCR	24	1:57.015	11	1:55.686	6	1:55.686	3.886	0.131	136.3

Published at:.....

Race Director:

Péter Faluvégi

Timekeeper:

Luis Garcia

JCR-2654-ESP/M

