

Hungaroring
TCR Europe
Free Practice - 1
Provisional Results



| Clas | Nº | Driver | Nat | Cat | Clas | Team | Nat | Vehicle | Laps | Best | Time | Gap | Interval | Km/h |
|------|-----|---------------------|-----|-----|------|----------------------|-----|----------------------------|------|------|----------|-------|----------|-------|
| 1 | 19 | Felipe Fernández | ESP | | | Auto Club RC2 Valles | ESP | Honda Civic Type R FL5 TCR | 12 | 11 | 1:52.322 | | | 140.4 |
| 2 | 111 | Marco Butti | ITA | Y | 1 | Monlau Motorsport | ESP | Cupra Leon VZ TCR | 11 | 10 | 1:52.338 | 0.016 | 0.016 | 140.3 |
| 3 | 33 | Santiago Concepción | ESP | Y | 2 | Squadra Martino | ITA | Honda Civic Type R FL5 TCR | 12 | 3 | 1:52.780 | 0.458 | 0.442 | 139.8 |
| 4 | 37 | Victor Chan | HKG | T | 1 | Auto Club RC2 Valles | ESP | Honda Civic Type R FL5 TCR | 13 | 7 | 1:52.987 | 0.665 | 0.207 | 139.5 |
| 5 | 76 | Alex Ley | GBR | Y | 3 | BRC Racing Team | ITA | Hyundai Elantra N TC R | 13 | 11 | 1:52.991 | 0.669 | 0.004 | 139.5 |
| 6 | 10 | Viktor Andersson | SWE | Y | 4 | Monlau Motorsport | ESP | Cupra Leon VZ TCR | 13 | 10 | 1:53.613 | 1.291 | 0.622 | 138.8 |
| 7 | 87 | Junui Park | KOR | Y | 5 | Solite Indigo Racing | KOR | Hyundai Elantra N TC R | 9 | 6 | 1:53.816 | 1.494 | 0.203 | 138.5 |
| 8 | 27 | Ruben Volt | EST | Y | 6 | ALM Motorsport | EST | Honda Civic Type R FL5 TCR | 15 | 5 | 1:53.867 | 1.545 | 0.051 | 138.5 |
| 9 | 8 | Nicola Baldan | ITA | | | PMA Motorsport | ITA | Audi RS 3 LMS TC R | 13 | 9 | 1:53.897 | 1.575 | 0.030 | 138.4 |
| 10 | 22 | Giacomo Prandelli | ITA | T | 2 | Aikoa Racing | ITA | Audi RS 3 LMS TC R | 13 | 10 | 1:53.899 | 1.577 | 0.002 | 138.4 |
| 11 | 12 | Gabriele Covini | ITA | Y | 7 | BRC Racing Team | ITA | Hyundai Elantra N TC R | 13 | 11 | 1:53.946 | 1.624 | 0.047 | 138.4 |
| 12 | 97 | Junesung Park | KOR | | | Solite Indigo Racing | KOR | Hyundai Elantra N TC R | 12 | 4 | 1:53.989 | 1.667 | 0.043 | 138.3 |
| 13 | 17 | Nicolas Taylor | CAN | Y | 8 | PMA Motorsport | ITA | Audi RS 3 LMS TC R | 12 | 10 | 1:54.087 | 1.765 | 0.098 | 138.2 |
| 14 | 7 | Mike Halder | GBR | | | ALM Motorsport | EST | Honda Civic Type R FL5 TCR | 13 | 5 | 1:54.247 | 1.925 | 0.160 | 138.0 |
| 15 | 117 | Adam Shepherd | GBR | | | Monlau Motorsport | ESP | Cupra Leon VZ TCR | 14 | 14 | 1:54.403 | 2.081 | 0.156 | 137.8 |
| 16 | 85 | Tiago Pernía | ARG | Y | 9 | Squadra Martino | ARG | Honda Civic Type R FL5 TCR | 11 | 4 | 1:54.680 | 2.358 | 0.277 | 137.5 |
| 17 | 69 | Max Hart | EST | | | ALM Motorsport | EST | Honda Civic Type R FL5 TCR | 10 | 7 | 1:55.025 | 2.703 | 0.345 | 137.1 |
| 18 | 46 | János Csik | HUN | T | 3 | Speed Technika | HUN | Hyundai i30 N TCR | 11 | 3 | 1:55.555 | 3.233 | 0.530 | 136.4 |
| 19 | 73 | Victor Fernández | ESP | T | 4 | Auto Club RC2 Valles | ESP | Honda Civic Type R FL5 TCR | 13 | 9 | 1:55.651 | 3.329 | 0.096 | 136.3 |
| 20 | 72 | Sandro Pelatti | ITA | T | 5 | SP Competition | FRA | Cupra Leon VZ TCR | 12 | 11 | 1:57.015 | 4.693 | 1.364 | 134.7 |

Published at:.....

Track Temp: **43.7 °C** Air Temp: **27.8 °C** Humidity: **38 %** Track Status: **DRY**

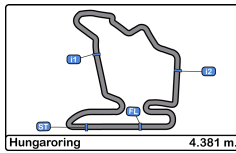
Race Director:

Péter Faluvégi

Timekeeper:

Luis Garcia
 JCR-2654-ESP/M





Hungaroring
TCR Europe
Free Practice - 1



Provisional Results by Category

| Clas | Nº | Driver | Nat | Cat | Clas | Team | Nat | Vehicle | Laps | Best | Time | Gap | Interval | Km/h |
|------|-----|------------------|-----|-----|------|----------------------|-----|----------------------------|------|------|----------|-------|----------|-------|
| 1 | 19 | Felipe Fernández | ESP | | | Auto Club RC2 Valles | ESP | Honda Civic Type R FL5 TCR | 12 | 11 | 1:52.322 | | | 140.4 |
| 2 | 8 | Nicola Baldan | ITA | | | PMA Motorsport | ITA | Audi RS 3 LMS TC R | 13 | 9 | 1:53.897 | 1.575 | 1.575 | 138.4 |
| 3 | 97 | Junesung Park | KOR | | | Solite Indigo Racing | KOR | Hyundai Elantra N TC R | 12 | 4 | 1:53.989 | 1.667 | 0.092 | 138.3 |
| 4 | 7 | Mike Halder | GER | | | ALM Motorsport | EST | Honda Civic Type R FL5 TCR | 13 | 5 | 1:54.247 | 1.925 | 0.258 | 138.0 |
| 5 | 117 | Adam Shepherd | GBR | | | Monlau Motorsport | ESP | Cupra Leon VZ TCR | 14 | 14 | 1:54.403 | 2.081 | 0.156 | 137.8 |
| 6 | 69 | Max Hart | ITA | | | ALM Motorsport | EST | Honda Civic Type R FL5 TCR | 10 | 7 | 1:55.025 | 2.703 | 0.622 | 137.1 |

Y

| Clas | Nº | Driver | Nat | Cat | Clas | Team | Nat | Vehicle | Laps | Best | Time | Gap | Interval | Km/h |
|------|-----|---------------------|-----|-----|------|----------------------|-----|----------------------------|------|------|----------|-------|----------|-------|
| 1 | 111 | Marco Butti | ITA | Y | 1 | Monlau Motorsport | ESP | Cupra Leon VZ TCR | 11 | 10 | 1:52.338 | | | 140.3 |
| 2 | 33 | Santiago Concepción | ESP | Y | 2 | Squadra Martino | ITA | Honda Civic Type R FL5 TCR | 12 | 3 | 1:52.780 | 0.442 | 0.442 | 139.8 |
| 3 | 76 | Alex Ley | GBR | Y | 3 | BRC Racing Team | ITA | Hyundai Elantra N TC R | 13 | 11 | 1:52.991 | 0.653 | 0.211 | 139.5 |
| 4 | 10 | Viktor Andersson | SWE | Y | 4 | Monlau Motorsport | ESP | Cupra Leon VZ TCR | 13 | 10 | 1:53.613 | 1.275 | 0.622 | 138.8 |
| 5 | 87 | Junui Park | KOR | Y | 5 | Solite Indigo Racing | KOR | Hyundai Elantra N TC R | 9 | 6 | 1:53.816 | 1.478 | 0.203 | 138.5 |
| 6 | 27 | Ruben Volt | EST | Y | 6 | ALM Motorsport | EST | Honda Civic Type R FL5 TCR | 15 | 5 | 1:53.867 | 1.529 | 0.051 | 138.5 |
| 7 | 12 | Gabriele Covini | ITA | Y | 7 | BRC Racing Team | ITA | Hyundai Elantra N TC R | 13 | 11 | 1:53.946 | 1.608 | 0.079 | 138.4 |
| 8 | 17 | Nicolas Taylor | CAN | Y | 8 | PMA Motorsport | ITA | Audi RS 3 LMS TC R | 12 | 10 | 1:54.087 | 1.749 | 0.141 | 138.2 |
| 9 | 85 | Tiago Pernia | ARG | Y | 9 | Squadra Martino | ARG | Honda Civic Type R FL5 TCR | 11 | 4 | 1:54.680 | 2.342 | 0.593 | 137.5 |

T

| Clas | Nº | Driver | Nat | Cat | Clas | Team | Nat | Vehicle | Laps | Best | Time | Gap | Interval | Km/h |
|------|----|-------------------|-----|-----|------|----------------------|-----|----------------------------|------|------|----------|-------|----------|-------|
| 1 | 37 | Victor Chan | HKG | T | 1 | Auto Club RC2 Valles | ESP | Honda Civic Type R FL5 TCR | 13 | 7 | 1:52.987 | | | 139.5 |
| 2 | 22 | Giacomo Prandelli | ITA | T | 2 | Aikoa Racing | ITA | Audi RS 3 LMS TC R | 13 | 10 | 1:53.899 | 0.912 | 0.912 | 138.4 |
| 3 | 46 | János CsiK | HUN | T | 3 | Speed Technika | HUN | Hyundai i30 N TCR | 11 | 3 | 1:55.555 | 2.568 | 1.656 | 136.4 |
| 4 | 73 | Victor Fernández | ESP | T | 4 | Auto Club RC2 Valles | ESP | Honda Civic Type R FL5 TCR | 13 | 9 | 1:55.651 | 2.664 | 0.096 | 136.3 |
| 5 | 72 | Sandro Pelatti | ITA | T | 5 | SP Competition | FRA | Cupra Leon VZ TCR | 12 | 11 | 1:57.015 | 4.028 | 1.364 | 134.7 |

Published at:.....

Track Temp: 43.7 °C Air Temp: 27.8 °C Humidity: 38 % Track Status: DRY

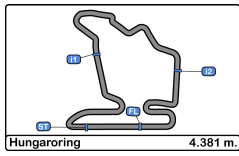
Race Director:

Péter Faluvégi

Timekeeper:

Luis Garcia
 JCR-2654-ESP/M





Hungaroring
TCR Europe
Free Practice - 1
Lap Analysis



7 Mike Halder Honda Civic Type R FL5 TCR **12** Gabriele Covini Hyundai Elantra N TC R
 ALM Motorsport Y BRC Racing Team

| Lap | D | Time | Sector 1 | Sector 2 | Sector 3 | T. Spd | Elapsed | Lap | D | Time | Sector 1 | Sector 2 | Sector 3 | T. Spd | Elapsed |
|-----|---|-----------------|---------------|---------------|---------------|--------|--------------|-----|---|---------------------|---------------|---------------|---------------|--------|--------------|
| 1 | | 9:58:10.558 | 9:56:50.829 | 45.795 | 33.934 | | 9:58:10.558 | 1 | | 9:58:19.125 | 9:56:59.751 | 45.713 | 33.661 | | 9:58:19.125 |
| 2 | | 2:01.713 P | 41.592 | 43.110 | 37.011 | 208.0 | 10:00:12.271 | 2 | | 1:55.582 | 40.838 | 41.919 | 32.825 | 212.5 | 10:00:14.707 |
| 3 | | 3:20.616 | 2:06.194 | 42.417 | 32.005 | | 10:03:32.887 | 3 | | 1:55.991 | 41.236 | 42.001 | 32.754 | 211.7 | 10:02:10.698 |
| 4 | | 1:54.606 | 40.604 | 42.010 | 31.992 | 213.4 | 10:05:27.493 | 4 | | 1:55.984 | 41.080 | 42.070 | 32.831 | 211.7 | 10:04:06.679 |
| 5 | | 1:54.247 | 40.473 | 41.713 | 32.061 | 212.5 | 10:07:21.740 | 5 | | 2:06.653 P | 41.821 | 43.110 | 41.722 | 212.1 | 10:06:13.332 |
| 6 | | 1:54.709 | 40.670 | 41.822 | 32.217 | 213.4 | 10:09:16.449 | 6 | | 4:26.953 | 3:11.362 | 42.891 | 32.700 | | 10:10:40.285 |
| 7 | | 1:54.829 | 40.510 | 42.000 | 32.319 | 213.4 | 10:11:11.278 | 7 | | 1:55.525 | 40.719 | 42.426 | 32.380 | 212.5 | 10:12:35.810 |
| 8 | | 1:55.092 | 40.639 | 42.051 | 32.402 | 213.0 | 10:13:06.370 | 8 | | 1:56.740 | 41.360 | 42.516 | 32.864 | 210.9 | 10:14:32.550 |
| 9 | | 1:55.737 | 40.813 | 42.311 | 32.613 | 212.1 | 10:15:02.107 | 9 | | 2:00.669 P | 41.143 | 42.489 | 37.037 | 211.3 | 10:16:33.219 |
| 10 | | 1:56.018 | 40.816 | 42.445 | 32.757 | 213.8 | 10:16:58.125 | 10 | | 4:39.633 | 3:23.126 | 43.759 | 32.748 | | 10:21:12.852 |
| 11 | | 2:00.220 P | 40.967 | 42.733 | 36.520 | 213.4 | 10:18:58.345 | 11 | | 1:53.946 | 40.351 | 41.427 | 32.168 | 214.2 | 10:23:06.798 |
| 12 | | 5:15.463 | 4:00.837 | 42.307 | 32.319 | | 10:24:13.808 | 12 | | 1:55.075 | 40.783 | 41.834 | 32.458 | 213.4 | 10:25:01.873 |
| 13 | | 1:55.772 | 40.745 | 42.426 | 32.601 | 215.5 | 10:26:09.580 | 13 | | 2:25.020 P | 45.736 | 54.733 | 44.551 | 213.0 | 10:27:26.893 |

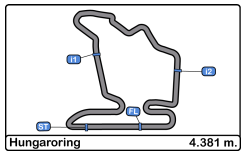
8 Nicola Baldan Audi RS 3 LMS TC R **17** Nicolas Taylor Audi RS 3 LMS TC R
 PMA Motorsport Y PMA Motorsport

| Lap | D | Time | Sector 1 | Sector 2 | Sector 3 | T. Spd | Elapsed | Lap | D | Time | Sector 1 | Sector 2 | Sector 3 | T. Spd | Elapsed |
|-----|---|---------------------|---------------|---------------|---------------|--------|--------------|-----|---|-----------------|---------------|---------------|---------------|--------|--------------|
| 1 | | 9:58:14.227 P | 9:56:50.041 | 45.851 | 38.335 | | 9:58:14.227 | 1 | | 9:58:13.202 P | 9:56:49.473 | 45.846 | 37.883 | | 9:58:13.202 |
| 2 | | 3:45.126 | 2:22.784 | 46.633 | 35.709 | | 10:01:59.353 | 2 | | 3:49.338 | 2:29.967 | 44.862 | 34.509 | | 10:02:02.540 |
| 3 | | 1:54.719 | 40.457 | 42.128 | 32.134 | 215.5 | 10:03:54.072 | 3 | | 1:54.561 | 40.487 | 41.966 | 32.108 | 214.2 | 10:03:57.101 |
| 4 | | 1:58.760 | 40.391 | 42.478 | 35.891 | 215.1 | 10:05:52.832 | 4 | | 1:54.764 | 40.197 | 42.361 | 32.206 | 214.7 | 10:05:51.865 |
| 5 | | 1:55.658 | 40.563 | 42.371 | 32.724 | 216.0 | 10:07:48.490 | 5 | | 1:55.375 | 40.530 | 42.427 | 32.418 | 214.2 | 10:07:47.240 |
| 6 | | 1:55.977 | 40.662 | 42.492 | 32.823 | 215.5 | 10:09:44.467 | 6 | | 1:59.142 P | 40.475 | 42.381 | 36.286 | 215.1 | 10:09:46.382 |
| 7 | | 2:07.292 P | 42.008 | 47.093 | 38.191 | 214.7 | 10:11:51.759 | 7 | | 4:38.374 | 3:21.015 | 43.775 | 33.584 | | 10:14:24.756 |
| 8 | | 3:43.044 | 2:20.002 | 49.711 | 33.331 | | 10:15:34.803 | 8 | | 1:57.603 P | 40.157 | 41.766 | 35.680 | 213.0 | 10:16:22.359 |
| 9 | | 1:53.897 | 40.207 | 41.721 | 31.969 | 214.2 | 10:17:28.700 | 9 | | 4:53.612 | 3:35.869 | 43.556 | 34.187 | | 10:21:15.971 |
| 10 | | 2:14.306 | 40.148 | 56.989 | 37.169 | 215.1 | 10:19:43.006 | 10 | | 1:54.087 | 39.978 | 41.906 | 32.203 | 216.4 | 10:23:10.058 |
| 11 | | 1:54.903 | 40.215 | 42.259 | 32.429 | 215.5 | 10:21:37.909 | 11 | | 1:54.680 | 40.248 | 42.125 | 32.307 | 216.4 | 10:25:04.738 |
| 12 | | 1:55.571 | 40.558 | 42.475 | 32.538 | 214.2 | 10:23:33.480 | 12 | | 2:07.857 P | 44.552 | 44.521 | 38.784 | 173.9 | 10:27:12.595 |
| 13 | | 2:03.358 P | 40.588 | 42.257 | 40.513 | 216.0 | 10:25:36.838 | | | | | | | | |

10 Viktor Andersson Cupra Leon VZ TCR **19** Felipe Fernández Honda Civic Type R FL5 TCR
 Y Monlau Motorsport Auto Club RC2 Valles

| Lap | D | Time | Sector 1 | Sector 2 | Sector 3 | T. Spd | Elapsed | Lap | D | Time | Sector 1 | Sector 2 | Sector 3 | T. Spd | Elapsed |
|-----|---|-----------------|---------------|---------------|---------------|--------|--------------|-----|---|-----------------|---------------|---------------|---------------|--------|--------------|
| 1 | | 9:58:20.506 | 9:56:56.431 | 49.052 | 35.023 | | 9:58:20.506 | 1 | | 9:58:53.018 P | 9:57:25.230 | 46.924 | 40.864 | | 9:58:53.018 |
| 2 | | 2:03.987 | 44.722 | 45.852 | 33.413 | 195.6 | 10:00:24.493 | 2 | | 3:47.293 | 2:31.415 | 42.971 | 32.907 | | 10:02:40.311 |
| 3 | | 2:02.583 | 43.031 | 45.489 | 34.063 | 187.1 | 10:02:27.076 | 3 | | 1:56.615 | 40.282 | 41.541 | 34.792 | 211.7 | 10:04:36.926 |
| 4 | | 2:17.403 P | 49.888 | 47.633 | 39.882 | 134.8 | 10:04:44.479 | 4 | | 1:54.569 | 40.815 | 41.538 | 32.216 | 211.7 | 10:06:31.495 |
| 5 | | 3:48.566 | 2:32.172 | 44.303 | 32.091 | | 10:08:33.045 | 5 | | 2:01.397 P | 40.579 | 41.388 | 39.430 | 212.5 | 10:08:32.892 |
| 6 | | 1:54.186 | 40.246 | 41.946 | 31.994 | 216.4 | 10:10:27.231 | 6 | | 4:09.952 | 2:54.033 | 43.806 | 32.113 | | 10:12:42.844 |
| 7 | | 1:54.482 | 40.297 | 42.102 | 32.083 | 215.5 | 10:12:21.713 | 7 | | 1:58.480 | 42.178 | 44.018 | 32.284 | 210.5 | 10:14:41.324 |
| 8 | | 2:02.294 P | 40.898 | 42.873 | 38.523 | 214.7 | 10:14:24.007 | 8 | | 1:54.241 | 40.217 | 41.855 | 32.169 | 212.5 | 10:16:35.565 |
| 9 | | 3:48.082 | 2:33.261 | 42.803 | 32.018 | | 10:18:12.089 | 9 | | 2:02.561 P | 42.570 | 42.984 | 37.007 | 211.3 | 10:18:38.126 |
| 10 | | 1:53.613 | 40.172 | 41.678 | 31.763 | 215.1 | 10:20:05.702 | 10 | | 3:44.916 | 2:27.362 | 45.086 | 32.468 | | 10:22:23.042 |
| 11 | | 1:54.811 | 40.357 | 42.210 | 32.244 | 216.4 | 10:22:00.513 | 11 | | 1:52.322 | 39.833 | 40.729 | 31.760 | 213.8 | 10:24:15.364 |
| 12 | | 2:09.643 P | 43.461 | 46.376 | 39.806 | 216.8 | 10:24:10.156 | 12 | | 2:18.287 P | 42.549 | 49.808 | 45.930 | 215.5 | 10:26:33.651 |
| 13 | | 3:34.356 | 2:08.027 | 49.262 | 37.067 | | 10:27:44.512 | | | | | | | | |





Hungaroring
TCR Europe
Free Practice - 1
Lap Analysis



22 Giacomo Prandelli Audi RS 3 LMS TC R **37** Victor Chan Honda Civic Type R FL5 TCR
 T Aikoa Racing T Auto Club RC2 Valles

| Lap D | Time | Sector 1 | Sector 2 | Sector 3 | T. Spd | Elapsed | Lap D | Time | Sector 1 | Sector 2 | Sector 3 | T. Spd | Elapsed |
|-------|-------------|-------------|----------|----------|--------|--------------|-------|-------------|-------------|----------|----------|--------|--------------|
| 1 | 9:58:40.232 | 9:57:12.323 | 51.304 | 36.605 | | 9:58:40.232 | 1 | 9:58:31.490 | 9:57:10.426 | 47.889 | 33.175 | | 9:58:31.490 |
| 2 | 2:07.982 | 45.863 | 46.916 | 35.203 | 192.1 | 10:00:48.214 | 2 | 2:05.226 P | 41.321 | 43.675 | 40.230 | 210.5 | 10:00:36.716 |
| 3 | 2:12.351 P | 42.238 | 46.340 | 43.773 | 209.7 | 10:03:00.565 | 3 | 3:23.630 | 2:08.771 | 43.266 | 31.593 | | 10:04:00.346 |
| 4 | 3:40.928 | 2:23.545 | 44.354 | 33.029 | | 10:06:41.493 | 4 | 1:53.133 | 40.046 | 41.348 | 31.739 | 215.5 | 10:05:53.479 |
| 5 | 1:55.311 | 40.570 | 42.559 | 32.182 | 213.8 | 10:08:36.804 | 5 | 2:02.855 P | 40.473 | 42.282 | 40.100 | 215.5 | 10:07:56.334 |
| 6 | 1:55.153 | 40.703 | 42.360 | 32.090 | 214.7 | 10:10:31.957 | 6 | 3:04.875 | 1:50.595 | 42.188 | 32.092 | | 10:11:01.209 |
| 7 | 1:55.780 | 41.067 | 42.458 | 32.255 | 213.0 | 10:12:27.737 | 7 | 1:52.987 | 40.029 | 41.358 | 31.600 | 212.5 | 10:12:54.196 |
| 8 | 2:12.663 P | 44.560 | 45.385 | 42.718 | 212.1 | 10:14:40.400 | 8 | 2:04.986 | 43.286 | 48.407 | 33.293 | 210.5 | 10:14:59.182 |
| 9 | 4:30.843 | 3:13.510 | 44.830 | 32.503 | | 10:19:11.243 | 9 | 2:06.394 P | 40.428 | 41.737 | 44.229 | 213.8 | 10:17:05.576 |
| 10 | 1:53.899 | 40.197 | 41.832 | 31.870 | 213.4 | 10:21:05.142 | 10 | 3:28.970 | 2:14.416 | 42.364 | 32.190 | | 10:20:34.546 |
| 11 | 2:05.897 | 40.917 | 45.945 | 39.035 | 214.2 | 10:23:11.039 | 11 | 1:59.626 | 42.939 | 44.007 | 32.680 | 212.5 | 10:22:34.172 |
| 12 | 1:54.729 | 40.268 | 42.250 | 32.211 | 215.1 | 10:25:05.768 | 12 | 1:54.336 | 40.560 | 41.457 | 32.319 | 214.2 | 10:24:28.508 |
| 13 | 2:13.674 P | 40.572 | 49.661 | 43.441 | 215.1 | 10:27:19.442 | 13 | 2:15.543 P | 47.368 | 46.743 | 41.432 | 216.4 | 10:26:44.051 |

27 Ruben Volt Honda Civic Type R FL5 TCR **46** János CsiK Hyundai i30 N TCR
 Y ALM Motorsport T Speed Technika

| Lap D | Time | Sector 1 | Sector 2 | Sector 3 | T. Spd | Elapsed | Lap D | Time | Sector 1 | Sector 2 | Sector 3 | T. Spd | Elapsed |
|-------|-------------|-------------|----------|----------|--------|--------------|-------|---------------|-------------|----------|----------|--------|--------------|
| 1 | 9:58:10.950 | 9:56:51.607 | 45.579 | 33.764 | | 9:58:10.950 | 1 | 9:59:02.673 P | 9:57:21.918 | 54.278 | 46.477 | | 9:59:02.673 |
| 2 | 2:03.425 P | 41.591 | 43.292 | 38.542 | 207.6 | 10:00:14.375 | 2 | 3:17.768 | 1:59.341 | 45.092 | 33.335 | | 10:02:20.441 |
| 3 | 3:27.247 | 2:13.310 | 42.001 | 31.936 | | 10:03:41.622 | 3 | 1:55.555 | 41.035 | 42.616 | 31.904 | 210.9 | 10:04:15.996 |
| 4 | 1:56.558 | 40.200 | 43.750 | 32.608 | 214.2 | 10:05:38.180 | 4 | 1:55.964 | 41.241 | 42.369 | 32.354 | 212.1 | 10:06:11.960 |
| 5 | 1:53.867 | 40.258 | 41.686 | 31.923 | 213.8 | 10:07:32.047 | 5 | 1:56.604 | 41.422 | 42.583 | 32.599 | 210.9 | 10:08:08.564 |
| 6 | 1:53.928 | 40.256 | 41.686 | 31.986 | 213.8 | 10:09:25.975 | 6 | 2:06.884 P | 41.480 | 43.029 | 42.375 | 212.5 | 10:10:15.448 |
| 7 | 1:54.618 | 40.385 | 42.067 | 32.166 | 214.2 | 10:11:20.593 | 7 | 4:39.111 | 3:21.079 | 44.971 | 33.061 | | 10:14:54.559 |
| 8 | 1:54.687 | 40.507 | 41.996 | 32.184 | 213.4 | 10:13:15.280 | 8 | 1:57.077 | 41.443 | 43.184 | 32.450 | 209.3 | 10:16:51.636 |
| 9 | 1:54.952 | 40.530 | 42.112 | 32.310 | 213.8 | 10:15:10.232 | 9 | 2:07.074 | 43.267 | 50.862 | 32.945 | 210.9 | 10:18:58.710 |
| 10 | 1:55.456 | 40.524 | 42.236 | 32.696 | 213.4 | 10:17:05.688 | 10 | 2:12.853 P | 41.350 | 47.324 | 44.179 | 208.8 | 10:21:11.563 |
| 11 | 1:55.288 | 40.559 | 42.194 | 32.535 | 212.5 | 10:19:00.976 | 11 | 5:03.206 P | 3:31.407 | 46.595 | 45.204 | | 10:26:14.769 |

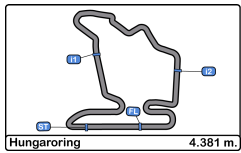
69 Max Hart Honda Civic Type R FL5 TCR
 ALM Motorsport

| Lap D | Time | Sector 1 | Sector 2 | Sector 3 | T. Spd | Elapsed | Lap D | Time | Sector 1 | Sector 2 | Sector 3 | T. Spd | Elapsed |
|-------|---------------|-------------|----------|----------|--------|--------------|-------|---------------|-------------|----------|----------|--------|--------------|
| 1 | 9:58:17.446 P | 9:56:52.328 | 45.496 | 39.622 | | 9:58:17.446 | 1 | 9:58:17.446 P | 9:56:52.328 | 45.496 | 39.622 | | 9:58:17.446 |
| 2 | 3:34.198 | 2:17.070 | 43.952 | 33.176 | | 10:01:51.644 | 2 | 3:34.198 | 2:17.070 | 43.952 | 33.176 | | 10:01:51.644 |
| 3 | 1:55.404 | 40.564 | 42.171 | 32.669 | 211.7 | 10:03:47.048 | 3 | 1:55.404 | 40.564 | 42.171 | 32.669 | 211.7 | 10:03:47.048 |
| 4 | 1:55.081 | 40.633 | 41.898 | 32.550 | 213.4 | 10:05:42.129 | 4 | 1:55.081 | 40.633 | 41.898 | 32.550 | 213.4 | 10:05:42.129 |
| 5 | 2:01.687 P | 41.052 | 42.452 | 38.183 | 213.0 | 10:07:43.816 | 5 | 2:01.687 P | 41.052 | 42.452 | 38.183 | 213.0 | 10:07:43.816 |
| 6 | 7:01.973 | 5:38.471 | 44.989 | 38.513 | | 10:14:45.789 | 6 | 7:01.973 | 5:38.471 | 44.989 | 38.513 | | 10:14:45.789 |
| 7 | 1:55.025 | 40.354 | 41.833 | 32.838 | 214.2 | 10:16:40.814 | 7 | 1:55.025 | 40.354 | 41.833 | 32.838 | 214.2 | 10:16:40.814 |
| 8 | 4:54.335 | 40.392 | 41.772 | 32.171 | 212.5 | 10:18:35.149 | 8 | 4:54.335 | 40.392 | 41.772 | 32.171 | 212.5 | 10:18:35.149 |
| 9 | 1:55.242 | 40.686 | 42.100 | 32.456 | 212.1 | 10:20:30.391 | 9 | 1:55.242 | 40.686 | 42.100 | 32.456 | 212.1 | 10:20:30.391 |
| 10 | 2:00.375 P | 40.783 | 42.506 | 37.086 | 213.4 | 10:22:30.766 | 10 | 2:00.375 P | 40.783 | 42.506 | 37.086 | 213.4 | 10:22:30.766 |

33 Santiago Concepción Honda Civic Type R FL5 TCR
 Y Squadra Martino

| Lap D | Time | Sector 1 | Sector 2 | Sector 3 | T. Spd | Elapsed | Lap D | Time | Sector 1 | Sector 2 | Sector 3 | T. Spd | Elapsed |
|-------|---------------|-------------|----------|----------|--------|--------------|-------|---------------|-------------|----------|----------|--------|--------------|
| 1 | 9:59:16.011 P | 9:57:46.920 | 47.754 | 41.337 | | 9:59:16.011 | 1 | 9:59:16.011 P | 9:57:46.920 | 47.754 | 41.337 | | 9:59:16.011 |
| 2 | 4:09.226 | 2:50.774 | 45.606 | 32.846 | | 10:03:25.237 | 2 | 4:09.226 | 2:50.774 | 45.606 | 32.846 | | 10:03:25.237 |
| 3 | 1:52.780 | 40.154 | 40.948 | 31.678 | 212.1 | 10:05:18.017 | 3 | 1:52.780 | 40.154 | 40.948 | 31.678 | 212.1 | 10:05:18.017 |
| 4 | 1:53.409 | 40.417 | 41.174 | 31.818 | 213.0 | 10:07:11.426 | 4 | 1:53.409 | 40.417 | 41.174 | 31.818 | 213.0 | 10:07:11.426 |
| 5 | 1:57.667 P | 40.520 | 41.520 | 35.627 | 213.4 | 10:09:09.093 | 5 | 1:57.667 P | 40.520 | 41.520 | 35.627 | 213.4 | 10:09:09.093 |
| 6 | 4:26.271 | 3:07.071 | 45.170 | 34.030 | | 10:13:35.364 | 6 | 4:26.271 | 3:07.071 | 45.170 | 34.030 | | 10:13:35.364 |
| 7 | 1:53.029 | 40.253 | 40.947 | 31.829 | 213.4 | 10:15:28.393 | 7 | 1:53.029 | 40.253 | 40.947 | 31.829 | 213.4 | 10:15:28.393 |
| 8 | 1:53.630 | 40.304 | 41.228 | 32.098 | 213.4 | 10:17:22.023 | 8 | 1:53.630 | 40.304 | 41.228 | 32.098 | 213.4 | 10:17:22.023 |
| 9 | 1:58.746 P | 40.594 | 42.050 | 36.102 | 213.4 | 10:19:20.769 | 9 | 1:58.746 P | 40.594 | 42.050 | 36.102 | 213.4 | 10:19:20.769 |
| 10 | 4:19.424 | 2:56.410 | 48.904 | 34.110 | | 10:23:40.193 | 10 | 4:19.424 | 2:56.410 | 48.904 | 34.110 | | 10:23:40.193 |
| 11 | 1:52.962 | 40.109 | 41.175 | 31.678 | 216.0 | 10:25:33.155 | 11 | 1:52.962 | 40.109 | 41.175 | 31.678 | 216.0 | 10:25:33.155 |
| 12 | 2:18.785 P | 43.734 | 49.199 | 45.852 | 215.5 | 10:27:51.940 | 12 | 2:18.785 P | 43.734 | 49.199 | 45.852 | 215.5 | 10:27:51.940 |





Hungaroring
TCR Europe
Free Practice - 1
Lap Analysis



72

Sandro Pelatti

Cupra Leon VZ TCR

85

Tiago Pernía

Honda Civic Type R FL5 TCR

T

SP Competition

Y

Squadra Martino

| Lap | D | Time | Sector 1 | Sector 2 | Sector 3 | T. Spd | Elapsed |
|-----|---|---------------------|---------------|---------------|---------------|--------|--------------|
| 1 | | 9:58:58.225 | 9:57:18.931 | 56.125 | 43.169 | | 9:58:58.225 |
| 2 | | 2:20.335 | 50.262 | 52.309 | 37.764 | 156.0 | 10:01:18.560 |
| 3 | | 2:08.271 | 45.386 | 48.274 | 34.611 | 208.4 | 10:03:26.831 |
| 4 | | 2:30.097 P | 45.050 | 51.551 | 53.496 | 214.7 | 10:05:56.928 |
| 5 | | 4:46.355 | 3:25.547 | 47.298 | 33.510 | | 10:10:43.283 |
| 6 | | 2:02.953 | 41.943 | 47.352 | 33.658 | 214.7 | 10:12:46.236 |
| 7 | | 1:57.391 | 41.341 | 43.454 | 32.596 | 213.0 | 10:14:43.627 |
| 8 | | 1:57.497 | 41.000 | 43.156 | 33.341 | 215.1 | 10:16:41.124 |
| 9 | | 2:13.678 P | 41.180 | 44.028 | 48.470 | 216.4 | 10:18:54.802 |
| 10 | | 4:21.849 | 3:04.395 | 44.287 | 33.167 | | 10:23:16.651 |
| 11 | | 1:57.015 | 41.021 | 43.381 | 32.613 | 215.5 | 10:25:13.666 |
| 12 | | 1:57.747 | 41.009 | 43.823 | 32.915 | 215.5 | 10:27:11.413 |

73

Victor Fernández

Honda Civic Type R FL5 TCR

87

Junui Park

Hyundai Elantra N TC R

T

Auto Club RC2 Valles

Y

Solite Indigo Racing

| Lap | D | Time | Sector 1 | Sector 2 | Sector 3 | T. Spd | Elapsed |
|-----|---|---------------------|---------------|---------------|---------------|--------|--------------|
| 1 | | 9:58:46.858 P | 9:57:16.394 | 49.094 | 41.370 | | 9:58:46.858 |
| 2 | | 3:45.747 | 2:24.873 | 46.435 | 34.439 | | 10:02:32.605 |
| 3 | | 1:57.601 | 41.631 | 43.252 | 32.718 | 211.3 | 10:04:30.206 |
| 4 | | 1:56.486 | 40.897 | 42.891 | 32.698 | 213.4 | 10:06:26.692 |
| 5 | | 1:56.825 | 41.081 | 42.814 | 32.930 | 212.5 | 10:08:23.517 |
| 6 | | 2:04.369 P | 41.266 | 43.430 | 39.673 | 212.5 | 10:10:27.886 |
| 7 | | 3:29.331 | 2:13.351 | 43.653 | 32.327 | | 10:13:57.217 |
| 8 | | 4:56.138 | 40.400 | 43.430 | 32.308 | 213.0 | 10:15:53.355 |
| 9 | | 1:55.651 | 40.783 | 42.374 | 32.494 | 213.4 | 10:17:49.006 |
| 10 | | 1:57.364 | 40.909 | 43.481 | 32.974 | 212.5 | 10:19:46.370 |
| 11 | | 2:06.009 | 45.005 | 47.048 | 33.956 | 213.0 | 10:21:52.379 |
| 12 | | 1:57.503 | 41.110 | 43.279 | 33.114 | 213.4 | 10:23:49.882 |
| 13 | | 2:22.447 P | 43.138 | 47.644 | 51.665 | 213.8 | 10:26:12.329 |

76

Alex Ley

Hyundai Elantra N TC R

97

Junesung Park

Hyundai Elantra N TC R

Y

BRC Racing Team

Solite Indigo Racing

| Lap | D | Time | Sector 1 | Sector 2 | Sector 3 | T. Spd | Elapsed |
|-----|---|---------------------|---------------|---------------|---------------|--------|--------------|
| 1 | | 9:58:17.663 | 9:56:59.332 | 45.359 | 32.972 | | 9:58:17.663 |
| 2 | | 1:54.529 | 40.596 | 41.749 | 32.184 | 211.3 | 10:00:12.192 |
| 3 | | 1:55.079 | 40.790 | 41.658 | 32.631 | 210.9 | 10:02:07.271 |
| 4 | | 1:55.725 | 40.937 | 42.222 | 32.566 | 211.3 | 10:04:02.996 |
| 5 | | 2:05.670 P | 41.162 | 42.829 | 41.679 | 211.7 | 10:06:08.666 |
| 6 | | 5:16.615 | 3:59.906 | 43.762 | 32.947 | | 10:11:25.281 |
| 7 | | 1:55.147 | 40.699 | 41.923 | 32.525 | 211.3 | 10:13:20.428 |
| 8 | | 1:56.060 | 41.259 | 42.255 | 32.546 | 210.1 | 10:15:16.488 |
| 9 | | 2:02.929 P | 41.674 | 43.026 | 38.229 | 210.9 | 10:17:19.417 |
| 10 | | 4:13.295 | 2:57.002 | 42.937 | 33.356 | | 10:21:32.712 |
| 11 | | 1:52.991 | 40.232 | 41.035 | 31.724 | 214.2 | 10:23:25.703 |
| 12 | | 4:58.373 | 40.390 | 45.744 | 32.239 | 213.4 | 10:25:24.076 |
| 13 | | 1:54.769 | 40.575 | 41.811 | 32.383 | 212.5 | 10:27:18.845 |

| Lap | D | Time | Sector 1 | Sector 2 | Sector 3 | T. Spd | Elapsed |
|-----|---|-----------------|---------------|---------------|---------------|--------|--------------|
| 1 | | 9:58:28.338 P | 9:57:02.130 | 47.705 | 38.503 | | 9:58:28.338 |
| 2 | | 4:33.175 | 3:15.865 | 42.986 | 34.324 | | 10:03:01.513 |
| 3 | | 1:53.957 | 40.490 | 41.332 | 32.135 | 211.7 | 10:04:55.470 |
| 4 | | 2:11.386 P | 43.052 | 47.924 | 40.410 | 212.5 | 10:07:06.856 |
| 5 | | 5:44.296 | 4:25.960 | 44.505 | 33.831 | | 10:12:51.152 |
| 6 | | 1:53.816 | 40.413 | 41.215 | 32.188 | 211.3 | 10:14:44.968 |
| 7 | | 2:13.665 P | 45.204 | 46.855 | 41.606 | 212.5 | 10:16:58.633 |
| 8 | | 7:54.962 P | 6:35.201 | 43.249 | 36.512 | | 10:24:53.595 |
| 9 | | 3:02.337 | 1:31.756 | 51.264 | 39.317 | | 10:27:55.932 |

| Lap | D | Time | Sector 1 | Sector 2 | Sector 3 | T. Spd | Elapsed |
|-----|---|---------------------|---------------|---------------|---------------|--------|--------------|
| 1 | | 9:58:28.970 P | 9:57:03.540 | 47.075 | 38.355 | | 9:58:28.970 |
| 2 | | 4:16.335 | 2:57.404 | 44.852 | 34.079 | | 10:02:45.305 |
| 3 | | 1:54.262 | 40.457 | 41.964 | 31.841 | 210.5 | 10:04:39.567 |
| 4 | | 1:53.989 | 40.224 | 41.704 | 32.061 | 211.7 | 10:06:33.556 |
| 5 | | 2:01.914 P | 40.513 | 42.665 | 38.736 | 212.5 | 10:08:35.470 |
| 6 | | 4:51.269 | 3:35.003 | 43.665 | 32.601 | | 10:13:26.739 |
| 7 | | 4:53.847 | 40.335 | 41.572 | 31.940 | 211.7 | 10:15:20.586 |
| 8 | | 1:54.786 | 40.432 | 41.816 | 32.538 | 210.9 | 10:17:15.372 |
| 9 | | 2:04.792 P | 44.188 | 44.133 | 36.471 | 208.8 | 10:19:20.164 |
| 10 | | 3:52.522 | 2:37.147 | 42.744 | 32.631 | | 10:23:12.686 |
| 11 | | 1:56.039 | 40.724 | 42.346 | 32.969 | 213.0 | 10:25:08.725 |
| 12 | | 2:01.269 | 43.112 | 44.092 | 34.065 | 213.0 | 10:27:09.994 |

111

Marco Butti

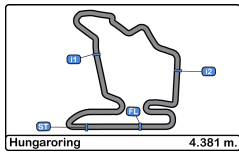
Cupra Leon VZ TCR

Y

Monlau Motorsport

| Lap | D | Time | Sector 1 | Sector 2 | Sector 3 | T. Spd | Elapsed |
|-----|---|-----------------|---------------|---------------|---------------|--------|--------------|
| 1 | | 9:58:22.262 P | 9:56:57.448 | 46.390 | 38.424 | | 9:58:22.262 |
| 2 | | 3:35.647 | 2:16.003 | 44.518 | 35.126 | | 10:01:57.909 |
| 3 | | 1:53.588 | 40.196 | 41.638 | 31.754 | 215.1 | 10:03:51.497 |
| 4 | | 1:54.208 | 40.212 | 41.777 | 32.219 | 216.4 | 10:05:45.705 |
| 5 | | 2:02.797 P | 41.419 | 44.362 | 37.016 | 216.0 | 10:07:48.502 |
| 6 | | 6:00.587 | 4:42.912 | 44.892 | 32.783 | | 10:13:49.089 |
| 7 | | 2:02.996 | 40.068 | 48.568 | 34.360 | 215.5 | 10:15:52.085 |
| 8 | | 1:59.221 P | 40.048 | 41.712 | 37.461 | 215.1 | 10:17:51.306 |
| 9 | | 5:56.452 | 4:36.911 | 44.975 | 34.566 | | 10:23:47.758 |
| 10 | | 1:52.338 | 39.732 | 41.116 | 31.490 | 217.3 | 10:25:40.096 |
| 11 | | 2:10.762 P | 40.108 | 45.509 | 45.145 | 215.5 | 10:27:50.858 |





Hungaroring
TCR Europe
Free Practice - 1
Lap Analysis



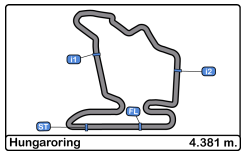
117

Adam Shepherd

Cupra Leon VZ TCR

Monlau Motorsport

| Lap | D | Time | Sector 1 | Sector 2 | Sector 3 | T. Spd | Elapsed |
|-----|---|---------------------|---------------|---------------|---------------|--------|--------------|
| 1 | | 9:58:21.008 | 9:57:00.033 | 46.454 | 34.521 | | 9:58:21.008 |
| 2 | | 1:56.653 | 41.570 | 42.613 | 32.470 | 212.5 | 10:00:17.661 |
| 3 | | 1:55.174 | 40.641 | 42.286 | 32.247 | 214.2 | 10:02:12.835 |
| 4 | | 2:11.309 | 45.228 | 45.593 | 40.488 | 199.6 | 10:04:24.144 |
| 5 | | 1:55.761 | 40.547 | 42.096 | 33.118 | 213.8 | 10:06:19.905 |
| 6 | | 1:55.058 | 40.635 | 42.001 | 32.422 | 214.7 | 10:08:14.963 |
| 7 | | 1:55.421 | 40.698 | 42.298 | 32.425 | 215.5 | 10:10:10.384 |
| 8 | | 1:55.216 | 40.589 | 42.256 | 32.371 | 214.7 | 10:12:05.600 |
| 9 | | 1:55.649 | 40.674 | 42.502 | 32.473 | 213.0 | 10:14:01.249 |
| 10 | | 2:01.178 P | 40.857 | 43.305 | 37.016 | 215.5 | 10:16:02.427 |
| 11 | | 4:17.441 | 3:00.531 | 44.318 | 32.592 | | 10:20:19.868 |
| 12 | | 1:53.886 | <u>39.944</u> | <u>41.289</u> | <u>31.853</u> | 216.0 | 10:22:12.954 |
| 13 | | 1:59.608 | 40.293 | 45.913 | 33.402 | 214.7 | 10:24:12.562 |
| 14 | | <u>1:54.403</u> | 40.284 | 41.826 | 32.293 | 214.2 | 10:26:06.965 |



Hungaroring

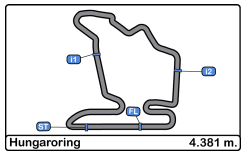
TCR Europe

Free Practice - 1

Best Sectors Results



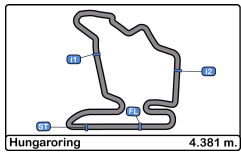
| Sector - 1 | | | | Sector - 2 | | | | Sector - 3 | | | | Ideal Lap vs Best Lap | | | | |
|------------|-----|---------------------|--------|------------|---------------------|--------|-----|---------------------|--------|------|-----|-----------------------|-----------|----------|------|--|
| Clas | Nº | Driver | Time | Nº | Driver | Time | Nº | Driver | Time | Clas | Nº | Driver | Ideal Lap | Best Lap | Clas | |
| 1 | 111 | Marco Butti | 39.732 | 19 | Felipe Fernández | 40.729 | 111 | Marco Butti | 31.490 | 1 | 19 | Felipe Fernández | 1:52.322 | 1:52.322 | 1 | |
| 2 | 19 | Felipe Fernández | 39.833 | 33 | Santiago Concepción | 40.947 | 37 | Victor Chan | 31.593 | 2 | 111 | Marco Butti | 1:52.338 | 1:52.338 | 2 | |
| 3 | 117 | Adam Shepherd | 39.944 | 76 | Alex Ley | 41.035 | 33 | Santiago Concepción | 31.678 | 3 | 33 | Santiago Concepción | 1:52.734 | 1:52.780 | 3 | |
| 4 | 17 | Nicolas Taylor | 39.978 | 111 | Marco Butti | 41.116 | 76 | Alex Ley | 31.724 | 4 | 37 | Victor Chan | 1:52.970 | 1:52.987 | 4 | |
| 5 | 37 | Victor Chan | 40.029 | 87 | Junui Park | 41.215 | 19 | Felipe Fernández | 31.760 | 5 | 76 | Alex Ley | 1:52.991 | 1:52.991 | 5 | |
| 6 | 33 | Santiago Concepción | 40.109 | 117 | Adam Shepherd | 41.289 | 10 | Viktor Andersson | 31.763 | 6 | 117 | Adam Shepherd | 1:53.086 | 1:54.403 | 15 | |
| 7 | 8 | Nicola Baldan | 40.148 | 37 | Victor Chan | 41.348 | 97 | Junesung Park | 31.841 | 7 | 10 | Viktor Andersson | 1:53.613 | 1:53.613 | 6 | |
| 8 | 10 | Viktor Andersson | 40.172 | 12 | Gabriele Covini | 41.427 | 117 | Adam Shepherd | 31.853 | 8 | 97 | Junesung Park | 1:53.637 | 1:53.989 | 12 | |
| 9 | 22 | Giacomo Prandelli | 40.197 | 97 | Junesung Park | 41.572 | 22 | Giacomo Prandelli | 31.870 | 9 | 87 | Junui Park | 1:53.763 | 1:53.816 | 7 | |
| 10 | 27 | Ruben Volt | 40.200 | 10 | Viktor Andersson | 41.678 | 46 | János Csik | 31.904 | 10 | 27 | Ruben Volt | 1:53.809 | 1:53.867 | 8 | |
| 11 | 97 | Junesung Park | 40.224 | 27 | Ruben Volt | 41.686 | 27 | Ruben Volt | 31.923 | 11 | 8 | Nicola Baldan | 1:53.838 | 1:53.897 | 9 | |
| 12 | 76 | Alex Ley | 40.232 | 7 | Mike Halder | 41.713 | 85 | Tiago Pernía | 31.951 | 12 | 17 | Nicolas Taylor | 1:53.852 | 1:54.087 | 13 | |
| 13 | 12 | Gabriele Covini | 40.351 | 8 | Nicola Baldan | 41.721 | 8 | Nicola Baldan | 31.969 | 13 | 22 | Giacomo Prandelli | 1:53.899 | 1:53.899 | 10 | |
| 14 | 69 | Max Hart | 40.354 | 17 | Nicolas Taylor | 41.766 | 7 | Mike Halder | 31.992 | 14 | 12 | Gabriele Covini | 1:53.946 | 1:53.946 | 11 | |
| 15 | 85 | Tiago Pernía | 40.381 | 69 | Max Hart | 41.772 | 17 | Nicolas Taylor | 32.108 | 15 | 85 | Tiago Pernía | 1:54.115 | 1:54.680 | 16 | |
| 16 | 73 | Victor Fernández | 40.400 | 85 | Tiago Pernía | 41.783 | 87 | Junui Park | 32.135 | 16 | 7 | Mike Halder | 1:54.178 | 1:54.247 | 14 | |
| 17 | 87 | Junui Park | 40.413 | 22 | Giacomo Prandelli | 41.832 | 12 | Gabriele Covini | 32.168 | 17 | 69 | Max Hart | 1:54.297 | 1:55.025 | 17 | |
| 18 | 7 | Mike Halder | 40.473 | 46 | János Csik | 42.369 | 69 | Max Hart | 32.171 | 18 | 73 | Victor Fernández | 1:55.082 | 1:55.651 | 19 | |
| 19 | 72 | Sandro Pelatti | 41.000 | 73 | Victor Fernández | 42.374 | 73 | Victor Fernández | 32.308 | 19 | 46 | János Csik | 1:55.308 | 1:55.555 | 18 | |
| 20 | 46 | János Csik | 41.035 | 72 | Sandro Pelatti | 43.156 | 72 | Sandro Pelatti | 32.596 | 20 | 72 | Sandro Pelatti | 1:56.752 | 1:57.015 | 20 | |



Hungaroring
TCR Europe
Free Practice - 1
Best 5 Lap Times



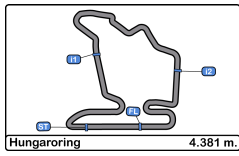
| Cls | N° | Driver | Nat | Cat | Cls | Team | Nat | Vehicle | Best 1 | | Best 2 | | Best 3 | | Best 4 | | Best 5 | |
|-----|-----|-------------------|-----|-----|-----|----------------------|-----|----------------------------|----------|-----|----------|-----|----------|-----|----------|-----|----------|-----|
| | | | | | | | | | Time | Lap | Time | Lap | Time | Lap | Time | Lap | Time | Lap |
| 1 | 19 | Felipe Fernández | ESP | | | Auto Club RC2 Valles | ESP | Honda Civic Type R FL5 TCR | 1:52.322 | 11 | 1:54.241 | 8 | 1:54.569 | 4 | 1:56.615 | 3 | 1:58.480 | 7 |
| 2 | 111 | Marco Butti | ITA | Y | 1 | Monlau Motorsport | ESP | Cupra Leon VZ TCR | 1:52.338 | 10 | 1:53.588 | 3 | 1:54.208 | 4 | 1:59.221 | 8 | 2:02.797 | 5 |
| 3 | 33 | Santiago | ESP | Y | 2 | Squadra Martino | ITA | Honda Civic Type R FL5 TCR | 1:52.780 | 3 | 1:52.962 | 11 | 1:53.029 | 7 | 1:53.409 | 4 | 1:53.630 | 8 |
| 4 | 37 | Victor Chan | HKG | T | 1 | Auto Club RC2 Valles | ESP | Honda Civic Type R FL5 TCR | 1:52.987 | 7 | 1:53.133 | 4 | 1:54.336 | 12 | 1:59.626 | 11 | 2:02.855 | 5 |
| 5 | 76 | Alex Ley | GBR | Y | 3 | BRC Racing Team | ITA | Hyundai Elantra N TC R | 1:52.991 | 11 | 1:54.529 | 2 | 1:54.769 | 13 | 1:55.079 | 3 | 1:55.147 | 7 |
| 6 | 10 | Viktor Andersson | SWE | Y | 4 | Monlau Motorsport | ESP | Cupra Leon VZ TCR | 1:53.613 | 10 | 1:54.186 | 6 | 1:54.482 | 7 | 1:54.811 | 11 | 2:02.294 | 8 |
| 7 | 87 | Junui Park | KOR | Y | 5 | Solite Indigo Racing | KOR | Hyundai Elantra N TC R | 1:53.816 | 6 | 1:53.957 | 3 | 2:11.386 | 4 | 2:13.665 | 7 | 3:02.337 | 9 |
| 8 | 27 | Ruben Volt | EST | Y | 6 | ALM Motorsport | EST | Honda Civic Type R FL5 TCR | 1:53.867 | 5 | 1:53.928 | 6 | 1:54.618 | 7 | 1:54.687 | 8 | 1:54.952 | 9 |
| 9 | 8 | Nicola Baldan | ITA | | | PMA Motorsport | ITA | Audi RS 3 LMS TC R | 1:53.897 | 9 | 1:54.719 | 3 | 1:54.903 | 11 | 1:55.571 | 12 | 1:55.658 | 5 |
| 10 | 22 | Giacomo Prandelli | ITA | T | 2 | Aikoa Racing | ITA | Audi RS 3 LMS TC R | 1:53.899 | 10 | 1:54.729 | 12 | 1:55.153 | 6 | 1:55.311 | 5 | 1:55.780 | 7 |
| 11 | 12 | Gabriele Covini | ITA | Y | 7 | BRC Racing Team | ITA | Hyundai Elantra N TC R | 1:53.946 | 11 | 1:55.075 | 12 | 1:55.525 | 7 | 1:55.582 | 2 | 1:55.991 | 3 |
| 12 | 97 | Junesung Park | KOR | | | Solite Indigo Racing | KOR | Hyundai Elantra N TC R | 1:53.989 | 4 | 1:54.262 | 3 | 1:54.786 | 8 | 1:56.039 | 11 | 2:01.269 | 12 |
| 13 | 17 | Nicolas Taylor | CAN | Y | 8 | PMA Motorsport | ITA | Audi RS 3 LMS TC R | 1:54.087 | 10 | 1:54.561 | 3 | 1:54.680 | 11 | 1:54.764 | 4 | 1:55.375 | 5 |
| 14 | 7 | Mike Halder | GER | | | ALM Motorsport | EST | Honda Civic Type R FL5 TCR | 1:54.247 | 5 | 1:54.606 | 4 | 1:54.709 | 6 | 1:54.829 | 7 | 1:55.092 | 8 |
| 15 | 117 | Adam Shepherd | GBR | | | Monlau Motorsport | ESP | Cupra Leon VZ TCR | 1:54.403 | 14 | 1:55.058 | 6 | 1:55.216 | 8 | 1:55.649 | 9 | 1:55.761 | 5 |
| 16 | 85 | Tiago Pernía | ARG | Y | 9 | Squadra Martino | ARG | Honda Civic Type R FL5 TCR | 1:54.680 | 4 | 1:54.716 | 10 | 1:57.023 | 9 | 2:11.909 | 7 | 2:25.091 | 11 |
| 17 | 69 | Max Hart | EST | | | ALM Motorsport | EST | Honda Civic Type R FL5 TCR | 1:55.025 | 7 | 1:55.081 | 4 | 1:55.242 | 9 | 1:55.404 | 3 | 2:00.375 | 10 |
| 18 | 46 | János Csik | HUN | T | 3 | Speed Technika | HUN | Hyundai i30 N TC R | 1:55.555 | 3 | 1:55.964 | 4 | 1:56.604 | 5 | 1:57.077 | 8 | 2:06.884 | 6 |
| 19 | 73 | Victor Fernández | ESP | T | 4 | Auto Club RC2 Valles | ESP | Honda Civic Type R FL5 TCR | 1:55.651 | 9 | 1:56.486 | 4 | 1:56.825 | 5 | 1:57.364 | 10 | 1:57.503 | 12 |
| 20 | 72 | Sandro Pelatti | ITA | T | 5 | SP Competition | FRA | Cupra Leon VZ TCR | 1:57.015 | 11 | 1:57.391 | 7 | 1:57.497 | 8 | 1:57.747 | 12 | 2:02.953 | 6 |



Hungaroring
TCR Europe
Free Practice - 1
Best 5 Top Speeds



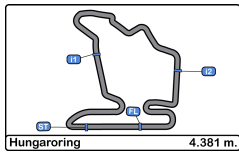
| Clas | Nº | Driver | Nat | Cat | Cls | Team | Nat | Vehicle | Top 1 | | Top 2 | | Top 3 | | Top 4 | | Top 5 | | Avg | | |
|------|-----|---------------------|-----|-----|-----|------|----------------------|---------|-------|----------------------------|-------|-----|-------|-----|-------|-----|-------|-----|-------|----|-------|
| | | | | | | | | | Km/h | Lap | Km/h | Lap | Km/h | Lap | Km/h | Lap | Km/h | Lap | | | |
| 1 | 111 | Marco Butti | | ITA | Y | 1 | Monlau Motorsport | | ESP | Cupra Leon VZ TCR | 217.3 | 10 | 216.4 | 4 | 216.0 | 5 | 215.5 | 7 | 215.5 | 11 | 216.1 |
| 2 | 10 | Viktor Andersson | | SWE | Y | 2 | Monlau Motorsport | | ESP | Cupra Leon VZ TCR | 216.8 | 12 | 216.4 | 6 | 216.4 | 11 | 215.5 | 7 | 215.1 | 10 | 216.0 |
| 3 | 17 | Nicolas Taylor | | CAN | Y | 3 | PMA Motorsport | | ITA | Audi RS 3 LMS TC R | 216.4 | 10 | 216.4 | 11 | 215.1 | 6 | 214.7 | 4 | 214.2 | 3 | 215.4 |
| 4 | 37 | Victor Chan | | HKG | T | 1 | Auto Club RC2 Valles | | ESP | Honda Civic Type R FL5 TCR | 216.4 | 13 | 215.5 | 4 | 215.5 | 5 | 214.2 | 12 | 213.8 | 9 | 215.1 |
| 5 | 72 | Sandro Pelatti | | ITA | T | 2 | SP Competition | | FRA | Cupra Leon VZ TCR | 216.4 | 9 | 215.5 | 11 | 215.5 | 12 | 215.1 | 8 | 214.7 | 4 | 215.4 |
| 6 | 8 | Nicola Baldan | | ITA | | | PMA Motorsport | | ITA | Audi RS 3 LMS TC R | 216.0 | 5 | 216.0 | 13 | 215.5 | 3 | 215.5 | 6 | 215.5 | 11 | 215.7 |
| 7 | 33 | Santiago Concepción | | ESP | Y | 4 | Squadra Martino | | ITA | Honda Civic Type R FL5 TCR | 216.0 | 11 | 215.5 | 12 | 213.4 | 5 | 213.4 | 7 | 213.4 | 8 | 214.3 |
| 8 | 117 | Adam Shepherd | | GBR | | | Monlau Motorsport | | ESP | Cupra Leon VZ TCR | 216.0 | 12 | 215.5 | 7 | 215.5 | 10 | 214.7 | 6 | 214.7 | 8 | 215.3 |
| 9 | 7 | Mike Halder | | GER | | | ALM Motorsport | | EST | Honda Civic Type R FL5 TCR | 215.5 | 13 | 213.8 | 10 | 213.4 | 4 | 213.4 | 6 | 213.4 | 7 | 213.9 |
| 10 | 19 | Felipe Fernández | | ESP | | | Auto Club RC2 Valles | | ESP | Honda Civic Type R FL5 TCR | 215.5 | 12 | 213.8 | 11 | 212.5 | 5 | 212.5 | 8 | 211.7 | 3 | 213.2 |
| 11 | 27 | Ruben Volt | | EST | Y | 5 | ALM Motorsport | | EST | Honda Civic Type R FL5 TCR | 215.5 | 14 | 214.7 | 12 | 214.2 | 4 | 214.2 | 7 | 214.2 | 15 | 214.6 |
| 12 | 22 | Giacomo Prandelli | | ITA | T | 3 | Aikoa Racing | | ITA | Audi RS 3 LMS TC R | 215.1 | 12 | 215.1 | 13 | 214.7 | 6 | 214.2 | 11 | 213.8 | 5 | 214.6 |
| 13 | 12 | Gabriele Covini | | ITA | Y | 6 | BRC Racing Team | | ITA | Hyundai Elantra N TC R | 214.2 | 11 | 213.4 | 12 | 213.0 | 13 | 212.5 | 2 | 212.5 | 7 | 213.1 |
| 14 | 69 | Max Hart | | IRL | | | ALM Motorsport | | EST | Honda Civic Type R FL5 TCR | 214.2 | 7 | 213.4 | 4 | 213.4 | 10 | 213.0 | 5 | 212.5 | 8 | 213.3 |
| 15 | 76 | Alex Ley | | GBR | Y | 7 | BRC Racing Team | | ITA | Hyundai Elantra N TC R | 214.2 | 11 | 213.4 | 12 | 212.5 | 13 | 211.7 | 5 | 211.3 | 2 | 212.6 |
| 16 | 73 | Victor Fernández | | ESP | T | 4 | Auto Club RC2 Valles | | ESP | Honda Civic Type R FL5 TCR | 213.8 | 13 | 213.4 | 4 | 213.4 | 9 | 213.4 | 12 | 213.0 | 8 | 213.4 |
| 17 | 85 | Tiago Pernía | | ARG | Y | 8 | Squadra Martino | | ARG | Honda Civic Type R FL5 TCR | 213.4 | 7 | 213.0 | 10 | 212.5 | 4 | 212.5 | 5 | 212.1 | 3 | 212.7 |
| 18 | 97 | Junesung Park | | KOR | | | Solite Indigo Racing | | KOR | Hyundai Elantra N TC R | 213.0 | 11 | 213.0 | 12 | 212.5 | 5 | 211.7 | 4 | 211.7 | 7 | 212.4 |
| 19 | 46 | János Csik | | HUN | T | 5 | Speed Technika | | HUN | Hyundai i30 N TCR | 212.5 | 6 | 212.1 | 4 | 210.9 | 3 | 210.9 | 5 | 210.9 | 9 | 211.5 |
| 20 | 87 | Junui Park | | KOR | Y | 9 | Solite Indigo Racing | | KOR | Hyundai Elantra N TC R | 212.5 | 4 | 212.5 | 7 | 211.7 | 3 | 211.3 | 6 | 127.5 | 10 | 195.1 |



Hungaroring
TCR Europe
Free Practice - 1
Fastest Laps Sequence



| Lap | Time of Day | Session Time | Nº Driver | Nat | Cat | Team | Nat | Vehicle | Time | Km/h |
|-----|--------------|--------------|------------------------|-----|-----|----------------------|-----|--------------------------------|----------|-------|
| 2 | 10:00:12.192 | 4:12.192 | 76 Alex Ley | | GBR | Y BRC Racing Team | | ITA Hyundai Elantra N TC R | 1:54.529 | 137.7 |
| 3 | 10:03:51.497 | 7:51.497 | 111 Marco Butti | | ITA | Y Monlau Motorsport | | ESP Cupra Leon VZ TCR | 1:53.588 | 138.8 |
| 3 | 10:05:18.017 | 9:18.017 | 33 Santiago Concepción | | ESP | Y Squadra Martino | | ITA Honda Civic Type R FL5 TCR | 1:52.780 | 139.8 |
| 11 | 10:24:15.364 | 28:15.364 | 19 Felipe Fernández | | ESP | Auto Club RC2 Valles | | ESP Honda Civic Type R FL5 TCR | 1:52.322 | 140.4 |



Hungaroring
TCR Europe
Free Practice - 1
Pit Stop Analysis



7 Mike Halder Honda Civic Type R FL5 TCR

ALM Motorsport

| Nº | In Day Time | In Time | Out Time | Pit Time | T. Pit Time | Handicap | Diff. |
|----|--------------|--------------|--------------|----------|-------------|----------|-------|
| 1 | 10:00:09.747 | 10:00:09.747 | 10:01:24.347 | 1:14.600 | 1:14.600 | | |
| 2 | 10:18:55.822 | 10:18:55.822 | 10:22:20.502 | 3:24.680 | 4:39.280 | | |

8 Nicola Baldan Audi RS 3 LMS TC R

PMA Motorsport

| Nº | In Day Time | In Time | Out Time | Pit Time | T. Pit Time | Handicap | Diff. |
|----|--------------|--------------|--------------|----------|-------------|----------|-------|
| 1 | 9:58:11.794 | 9:58:11.794 | 9:59:57.377 | 1:45.583 | 1:45.583 | | |
| 2 | 10:11:49.232 | 10:11:49.232 | 10:13:27.036 | 1:37.804 | 3:23.387 | | |

10 Viktor Andersson Cupra Leon VZ TCR

Y Monlau Motorsport

| Nº | In Day Time | In Time | Out Time | Pit Time | T. Pit Time | Handicap | Diff. |
|----|--------------|--------------|--------------|----------|-------------|----------|-------|
| 1 | 10:04:42.064 | 10:04:42.064 | 10:06:28.916 | 1:46.852 | 1:46.852 | | |
| 2 | 10:14:21.325 | 10:14:21.325 | 10:16:13.645 | 1:52.320 | 3:39.172 | | |
| 3 | 10:24:07.739 | 10:24:07.739 | 10:25:27.516 | 1:19.777 | 4:58.949 | | |

12 Gabriele Covini Hyundai Elantra N TC R

Y BRC Racing Team

| Nº | In Day Time | In Time | Out Time | Pit Time | T. Pit Time | Handicap | Diff. |
|----|--------------|--------------|--------------|----------|-------------|----------|-------|
| 1 | 10:06:10.840 | 10:06:10.840 | 10:08:23.201 | 2:12.361 | 2:12.361 | | |
| 2 | 10:16:30.885 | 10:16:30.885 | 10:19:10.125 | 2:39.240 | 4:51.601 | | |

17 Nicolas Taylor Audi RS 3 LMS TC R

Y PMA Motorsport

| Nº | In Day Time | In Time | Out Time | Pit Time | T. Pit Time | Handicap | Diff. |
|----|--------------|--------------|--------------|----------|-------------|----------|-------|
| 1 | 9:58:10.734 | 9:58:10.734 | 10:00:02.324 | 1:51.590 | 1:51.590 | | |
| 2 | 10:09:43.923 | 10:09:43.923 | 10:12:25.981 | 2:42.058 | 4:33.648 | | |
| 3 | 10:16:19.950 | 10:16:19.950 | 10:19:16.372 | 2:56.422 | 7:30.070 | | |

19 Felipe Fernández Honda Civic Type R FL5 TCR

Auto Club RC2 Valles

| Nº | In Day Time | In Time | Out Time | Pit Time | T. Pit Time | Handicap | Diff. |
|----|--------------|--------------|--------------|----------|-------------|----------|-------|
| 1 | 9:58:50.532 | 9:58:50.532 | 10:00:44.492 | 1:53.960 | 1:53.960 | | |
| 2 | 10:08:30.351 | 10:08:30.351 | 10:10:46.390 | 2:16.039 | 4:09.999 | | |
| 3 | 10:18:35.618 | 10:18:35.618 | 10:20:23.562 | 1:47.944 | 5:57.943 | | |

22 Giacomo Prandelli Audi RS 3 LMS TC R

T Aikoa Racing

| Nº | In Day Time | In Time | Out Time | Pit Time | T. Pit Time | Handicap | Diff. |
|----|--------------|--------------|--------------|----------|-------------|----------|-------|
| 1 | 10:02:58.060 | 10:02:58.060 | 10:04:40.835 | 1:42.775 | 1:42.775 | | |
| 2 | 10:14:37.816 | 10:14:37.816 | 10:17:13.234 | 2:35.418 | 4:18.193 | | |

27 Ruben Volt Honda Civic Type R FL5 TCR

Y ALM Motorsport

| Nº | In Day Time | In Time | Out Time | Pit Time | T. Pit Time | Handicap | Diff. |
|----|--------------|--------------|--------------|----------|-------------|----------|-------|
| 1 | 10:00:11.957 | 10:00:11.957 | 10:01:48.211 | 1:36.254 | 1:36.254 | | |
| 2 | 10:21:03.430 | 10:21:03.430 | 10:21:26.002 | 22.572 | 1:58.826 | | |

33 Santiago Concepción Honda Civic Type R FL5 TCR

Y Squadra Martino

| Nº | In Day Time | In Time | Out Time | Pit Time | T. Pit Time | Handicap | Diff. |
|----|--------------|--------------|--------------|----------|-------------|----------|-------|
| 1 | 9:59:13.547 | 9:59:13.547 | 10:01:19.679 | 2:06.132 | 2:06.132 | | |
| 2 | 10:09:06.655 | 10:09:06.655 | 10:11:15.343 | 2:08.688 | 4:14.820 | | |
| 3 | 10:19:18.325 | 10:19:18.325 | 10:21:29.014 | 2:10.689 | 6:25.509 | | |

37 Victor Chan Honda Civic Type R FL5 TCR

T Auto Club RC2 Valles

| Nº | In Day Time | In Time | Out Time | Pit Time | T. Pit Time | Handicap | Diff. |
|----|--------------|--------------|--------------|----------|-------------|----------|-------|
| 1 | 10:00:34.293 | 10:00:34.293 | 10:01:55.977 | 1:21.684 | 1:21.684 | | |
| 2 | 10:07:53.910 | 10:07:53.910 | 10:09:07.506 | 1:13.596 | 2:35.280 | | |
| 3 | 10:17:02.791 | 10:17:02.791 | 10:18:41.193 | 1:38.402 | 4:13.682 | | |

46 János Csik Hyundai i30 N TCR

T Speed Technika

| Nº | In Day Time | In Time | Out Time | Pit Time | T. Pit Time | Handicap | Diff. |
|----|--------------|--------------|--------------|----------|-------------|----------|-------|
| 1 | 9:58:59.959 | 9:58:59.959 | 10:00:16.067 | 1:16.108 | 1:16.108 | | |
| 2 | 10:10:12.540 | 10:10:12.540 | 10:12:49.511 | 2:36.971 | 3:53.079 | | |
| 3 | 10:21:08.828 | 10:21:08.828 | 10:23:20.847 | 2:12.019 | 6:05.098 | | |

69 Max Hart Honda Civic Type R FL5 TCR

ALM Motorsport

| Nº | In Day Time | In Time | Out Time | Pit Time | T. Pit Time | Handicap | Diff. |
|----|--------------|--------------|--------------|----------|-------------|----------|-------|
| 1 | 9:58:14.946 | 9:58:14.946 | 9:59:54.739 | 1:39.793 | 1:39.793 | | |
| 2 | 10:07:41.317 | 10:07:41.317 | 10:12:41.268 | 4:59.951 | 6:39.744 | | |

72 Sandro Pelatti Cupra Leon VZ TCR

T SP Competition

| Nº | In Day Time | In Time | Out Time | Pit Time | T. Pit Time | Handicap | Diff. |
|----|--------------|--------------|--------------|----------|-------------|----------|-------|
| 1 | 10:05:54.520 | 10:05:54.520 | 10:08:37.200 | 2:42.680 | 2:42.680 | | |
| 2 | 10:18:52.406 | 10:18:52.406 | 10:21:07.127 | 2:14.721 | 4:57.401 | | |

73 Victor Fernández Honda Civic Type R FL5 TCR

T Auto Club RC2 Valles

| Nº | In Day Time | In Time | Out Time | Pit Time | T. Pit Time | Handicap | Diff. |
|----|--------------|--------------|--------------|----------|-------------|----------|-------|
| 1 | 9:58:44.253 | 9:58:44.253 | 10:00:25.164 | 1:40.911 | 1:40.911 | | |
| 2 | 10:10:25.179 | 10:10:25.179 | 10:12:00.367 | 1:35.188 | 3:16.099 | | |

76 Alex Ley Hyundai Elantra N TC R

Y BRC Racing Team

| Nº | In Day Time | In Time | Out Time | Pit Time | T. Pit Time | Handicap | Diff. |
|----|--------------|--------------|--------------|----------|-------------|----------|-------|
| 1 | 10:06:06.115 | 10:06:06.115 | 10:09:15.561 | 3:09.446 | 3:09.446 | | |
| 2 | 10:17:16.915 | 10:17:16.915 | 10:19:33.065 | 2:16.150 | 5:25.596 | | |

85 Tiago Pernía Honda Civic Type R FL5 TCR

Y Squadra Martino

| Nº | In Day Time | In Time | Out Time | Pit Time | T. Pit Time | Handicap | Diff. |
|----|--------------|--------------|--------------|----------|-------------|----------|-------|
| 1 | 9:58:47.464 | 9:58:47.464 | 10:00:29.390 | 1:41.926 | 1:41.926 | | |
| 2 | 10:08:46.361 | 10:08:46.361 | 10:10:37.412 | 1:51.051 | 3:32.977 | | |
| 3 | 10:15:02.120 | 10:15:02.120 | 10:17:31.152 | 2:29.032 | 6:02.009 | | |

87 Junui Park Hyundai Elantra N TC R

Y Solite Indigo Racing

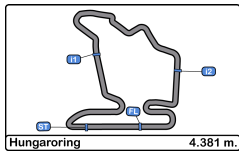
| Nº | In Day Time | In Time | Out Time | Pit Time | T. Pit Time | Handicap | Diff. |
|----|--------------|--------------|--------------|----------|-------------|----------|-------|
| 1 | 9:58:25.847 | 9:58:25.847 | 10:01:03.365 | 2:37.518 | 2:37.518 | | |
| 2 | 10:07:04.386 | 10:07:04.386 | 10:10:50.409 | 3:46.023 | 6:23.541 | | |
| 3 | 10:16:56.162 | 10:16:56.162 | 10:22:43.310 | 5:47.148 | 12:10.689 | | |
| 4 | 10:24:51.124 | 10:24:51.124 | 10:25:13.760 | 22.636 | 12:33.325 | | |

97 Junesung Park Hyundai Elantra N TC R

Solite Indigo Racing

| Nº | In Day Time | In Time | Out Time | Pit Time | T. Pit Time | Handicap | Diff. |
|----|--------------|--------------|--------------|----------|-------------|----------|-------|
| 1 | 9:58:26.451 | 9:58:26.451 | 10:00:45.718 | 2:19.267 | 2:19.267 | | |
| 2 | 10:08:32.945 | 10:08:32.945 | 10:11:27.283 | 2:54.338 | 5:13.605 | | |
| 3 | 10:19:17.630 | 10:19:17.630 | 10:21:15.962 | 1:58.332 | 7:11.937 | | |





Hungaroring
TCR Europe
Free Practice - 1
Pit Stop Analysis



111

Marco Butti

Cupra Leon VZ TCR

Y

Monlau Motorsport

| N° | In Day Time | In Time | Out Time | Pit Time | T. Pit Time | Handicap | Diff. |
|----|--------------|--------------|--------------|----------|-------------|----------|-------|
| 1 | 9:58:19.777 | 9:58:19.777 | 9:59:59.476 | 1:39.699 | 1:39.699 | | |
| 2 | 10:07:45.986 | 10:07:45.986 | 10:11:49.545 | 4:03.559 | 5:43.258 | | |
| 3 | 10:17:48.707 | 10:17:48.707 | 10:21:43.451 | 3:54.744 | 9:38.002 | | |

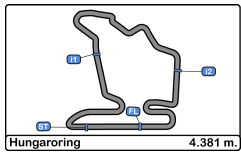
117

Adam Shepherd

Cupra Leon VZ TCR

Monlau Motorsport

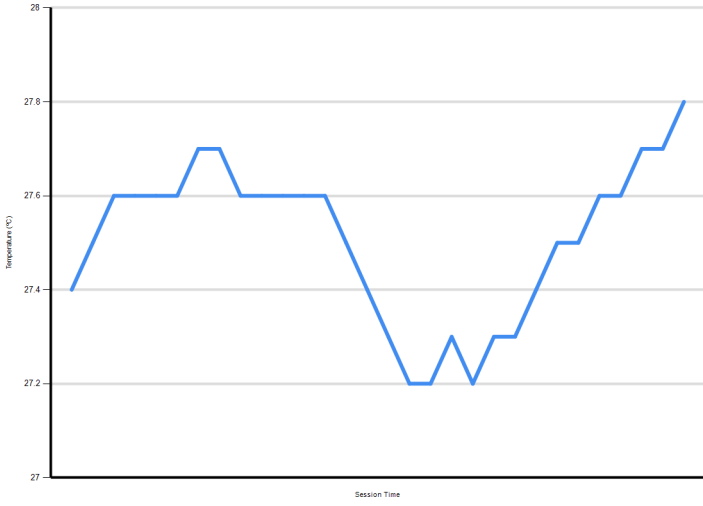
| N° | In Day Time | In Time | Out Time | Pit Time | T. Pit Time | Handicap | Diff. |
|----|--------------|--------------|--------------|----------|-------------|----------|-------|
| 1 | 10:15:59.981 | 10:15:59.981 | 10:18:20.441 | 2:20.460 | 2:20.460 | | |



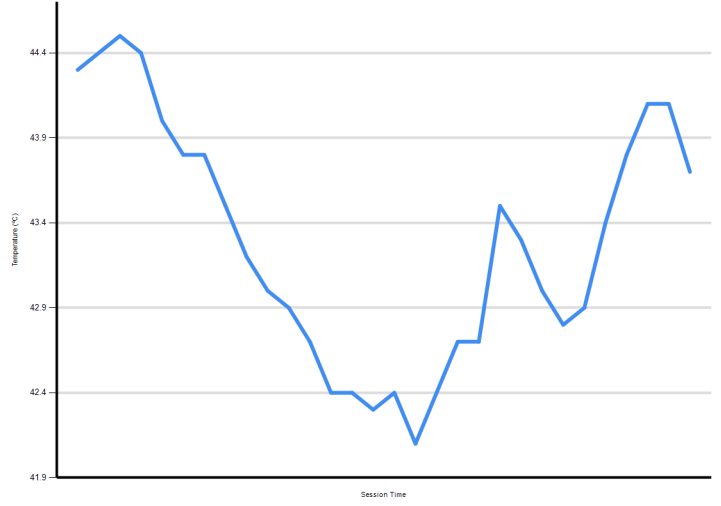
Hungaroring TCR Europe Free Practice - 1 Weather Report



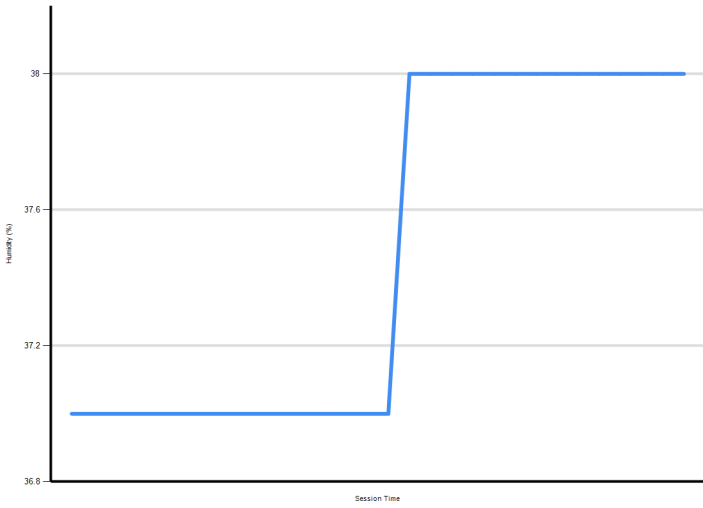
Air Temperature



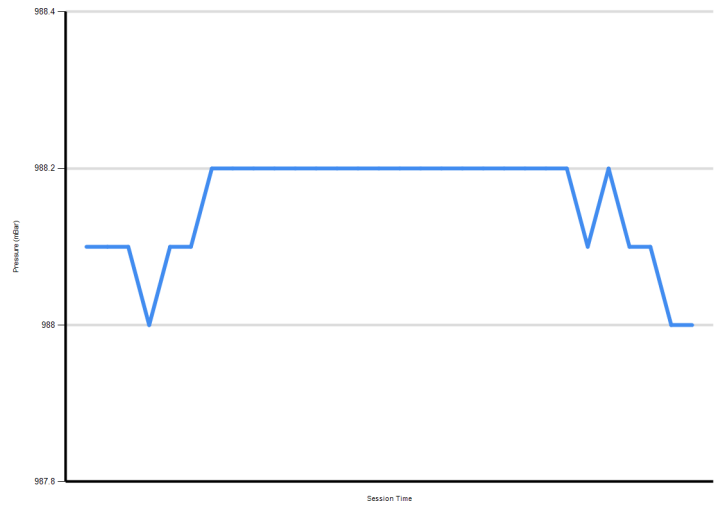
Track Temperature



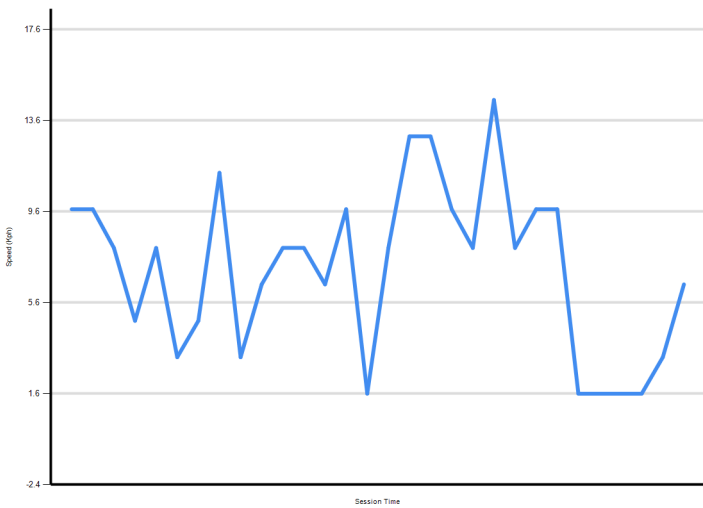
Humidity



Pressure



Wind Speed



Wind direction

