

Spa Francorchamps
TCR Europe
Free Practice - 2
Provisional Results



| Clas | Nº | Driver | Nat | Cat | Clas | Team | Nat | Vehicle | Laps | Best | Time | Gap | Interval | Km/h |
|------|-----|---------------------|-----|-----|------|----------------------|-----|----------------------------|------|------|--------------|-----------|-----------|-------|
| 1 | 7 | Mike Halder | | | | ALM Motorsport | | Honda Civic Type R FL5 TCR | 10 | 10 | 2:30.965 | | | 167.0 |
| 2 | 69 | Max Hart | | | | ALM Motorsport | | Honda Civic Type R FL5 TCR | 9 | 9 | 2:31.916 | 0.951 | 0.951 | 165.9 |
| 3 | 17 | Nicolas Taylor | | Y | 1 | PMA Motorsport | | Audi RS 3 LMS TC R | 10 | 10 | 2:32.985 | 2.020 | 1.069 | 164.8 |
| 4 | 33 | Santiago Concepción | | Y | 2 | Aikoa Racing | | Audi RS 3 LMS TC R | 9 | 9 | 2:33.144 | 2.179 | 0.159 | 164.6 |
| 5 | 117 | Adam Shepherd | | | | Monlau Motorsport | | Cupra Leon VZ TCR | 9 | 9 | 2:33.640 | 2.675 | 0.496 | 164.1 |
| 6 | 97 | Junesung Park | | | | Solite Indigo Racing | | Hyundai Elantra N TC R | 7 | 7 | 2:34.408 | 3.443 | 0.768 | 163.2 |
| 7 | 34 | Stian Paulsen | | | | Stian Paulsen Racing | | Audi RS 3 LMS TC R | 10 | 10 | 2:34.722 | 3.757 | 0.314 | 162.9 |
| 8 | 76 | Alex Ley | | Y | 3 | BRC Racing Team | | Hyundai Elantra N TC R | 9 | 9 | 2:35.575 | 4.610 | 0.853 | 162.0 |
| 9 | 111 | Marco Butti | | Y | 4 | Monlau Motorsport | | Cupra Leon VZ TCR | 7 | 6 | 2:35.929 | 4.964 | 0.354 | 161.7 |
| 10 | 87 | Junui Park | | Y | 5 | Solite Indigo Racing | | Hyundai Elantra N TC R | 8 | 7 | 2:35.934 | 4.969 | 0.005 | 161.6 |
| 11 | 8 | Nicola Baldan | | | | PMA Motorsport | | Audi RS 3 LMS TC R | 9 | 9 | 2:35.957 | 4.992 | 0.023 | 161.6 |
| 12 | 10 | Viktor Andersson | | Y | 6 | Monlau Motorsport | | Cupra Leon VZ TCR | 7 | 7 | 2:36.535 | 5.570 | 0.578 | 161.0 |
| 13 | 11 | Jac Constable | | | | JH Racing | | Audi RS 3 LMS TC R | 11 | 10 | 2:37.528 | 6.563 | 0.993 | 160.0 |
| 14 | 85 | Tiago Pernía | | Y | 7 | Squadra Martino | | Honda Civic Type R FL5 TCR | 8 | 8 | 2:37.592 | 6.627 | 0.064 | 159.9 |
| 15 | 27 | Ruben Volt | | Y | 8 | ALM Motorsport | | Honda Civic Type R FL5 TCR | 10 | 8 | 2:37.772 | 6.807 | 0.180 | 159.8 |
| 16 | 74 | Victor Weyrich | | | | Herreo Racing | | Cupra Leon VZ TCR | 9 | 8 | 2:37.939 | 6.974 | 0.167 | 159.6 |
| 17 | 18 | Michael Markussen | | | | Auto Club RC2 Valles | | Honda Civic Type R FL5 TCR | 9 | 8 | 2:38.672 | 7.707 | 0.733 | 158.9 |
| 18 | 12 | Gabriele Covini | | Y | 9 | BRC Racing Team | | Hyundai Elantra N TC R | 10 | 7 | 2:42.273 | 11.308 | 3.601 | 155.3 |
| 19 | 22 | Giacomo Prandelli | | | | Aikoa Racing | | Audi RS 3 LMS TC R | 9 | 8 | 2:43.995 | 13.030 | 1.722 | 153.7 |
| 20 | 19 | Felipe Fernández | | | | Auto Club RC2 Valles | | Honda Civic Type R FL5 TCR | 9 | 6 | 2:46.291 | 15.326 | 2.296 | 151.6 |
| 21 | 37 | Victor Chan | | | | Auto Club RC2 Valles | | Honda Civic Type R FL5 TCR | 9 | 4 | 2:52.631 | 21.666 | 6.340 | 146.0 |
| 22 | 73 | Victor Fernández | | D | 1 | Auto Club RC2 Valles | | Honda Civic Type R FL5 TCR | 7 | 5 | 2:53.358 | 22.393 | 0.727 | 145.4 |
| 23 | 72 | Sandro Pelatti | | D | 2 | SP Competition | | Cupra Leon VZ TCR | 7 | 5 | 3:00.166 | 29.201 | 6.808 | 139.9 |
| 24 | 9 | Tom Chiappe | | | | SP Competition | | Cupra Leon VZ TCR | 8 | 1 | 16:53:38.313 | 16:51:07. | 16:50:38. | 00.0 |

*** PENALTIES**

SOME LAP TIMES DELETED DUE TRACK LIMITS

Published at:.....

Track Temp: 19.8 °C Air Temp: 9.7 °C Humidity: 67 % Track Status: WET

Race Director:

Dino Aldo Lodola

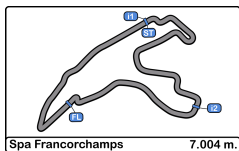
ACI 398865

Timekeeper:

Luis Garcia

JCR-2654-ESP/M





Spa Francorchamps
TCR Europe
Free Practice - 2



Provisional Results by Category

| Clas | Nº | Driver | Nat | Cat | Clas | Team | Nat | Vehicle | Laps | Best | Time | Gap | Interval | Km/h |
|------|-----|-------------------|-----|-----|------|----------------------|-----|----------------------------|------|------|--------------|-----------|-----------|-------|
| 1 | 7 | Mike Halder | | GER | | ALM Motorsport | | Honda Civic Type R FL5 TCR | 10 | 10 | 2:30.965 | | | 167.0 |
| 2 | 69 | Max Hart | | IRL | | ALM Motorsport | | Honda Civic Type R FL5 TCR | 9 | 9 | 2:31.916 | 0.951 | 0.951 | 165.9 |
| 3 | 117 | Adam Shepherd | | GBR | | Monlau Motorsport | | Cupra Leon VZ TCR | 9 | 9 | 2:33.640 | 2.675 | 1.724 | 164.1 |
| 4 | 97 | Junesung Park | | KOR | | Solite Indigo Racing | | Hyundai Elantra N TC R | 7 | 7 | 2:34.408 | 3.443 | 0.768 | 163.2 |
| 5 | 34 | Stian Paulsen | | NOR | | Stian Paulsen Racing | | Audi RS 3 LMS TC R | 10 | 10 | 2:34.722 | 3.757 | 0.314 | 162.9 |
| 6 | 8 | Nicola Baldan | | ITA | | PMA Motorsport | | Audi RS 3 LMS TC R | 9 | 9 | 2:35.957 | 4.992 | 1.235 | 161.6 |
| 7 | 11 | Jac Constable | | GBR | | JH Racing | | Audi RS 3 LMS TC R | 11 | 10 | 2:37.528 | 6.563 | 1.571 | 160.0 |
| 8 | 74 | Victor Weyrich | | FRA | | Herreo Racing | | Cupra Leon VZ TCR | 9 | 8 | 2:37.939 | 6.974 | 0.411 | 159.6 |
| 9 | 18 | Michael Markussen | | DNK | | Auto Club RC2 Valles | | Honda Civic Type R FL5 TCR | 9 | 8 | 2:38.672 | 7.707 | 0.733 | 158.9 |
| 10 | 22 | Giacomo Prandelli | | ITA | | Aikoa Racing | | Audi RS 3 LMS TC R | 9 | 8 | 2:43.995 | 13.030 | 5.323 | 153.7 |
| 11 | 19 | Felipe Fernández | | ESP | | Auto Club RC2 Valles | | Honda Civic Type R FL5 TCR | 9 | 6 | 2:46.291 | 15.326 | 2.296 | 151.6 |
| 12 | 37 | Victor Chan | | HKG | | Auto Club RC2 Valles | | Honda Civic Type R FL5 TCR | 9 | 4 | 2:52.631 | 21.666 | 6.340 | 146.0 |
| 13 | 9 | Tom Chiappe | | FRA | | SP Competition | | Cupra Leon VZ TCR | 8 | 1 | 16:53:38.313 | 16:51:07. | 16:50:45. | 00.0 |

Y

| Clas | Nº | Driver | Nat | Cat | Clas | Team | Nat | Vehicle | Laps | Best | Time | Gap | Interval | Km/h |
|------|-----|---------------------|-----|-----|------|----------------------|-----|----------------------------|------|------|----------|-------|----------|-------|
| 1 | 17 | Nicolas Taylor | | CAN | Y 1 | PMA Motorsport | | Audi RS 3 LMS TC R | 10 | 10 | 2:32.985 | | | 164.8 |
| 2 | 33 | Santiago Concepción | | ESP | Y 2 | Aikoa Racing | | Audi RS 3 LMS TC R | 9 | 9 | 2:33.144 | 0.159 | 0.159 | 164.6 |
| 3 | 76 | Alex Ley | | GBR | Y 3 | BRC Racing Team | | Hyundai Elantra N TC R | 9 | 9 | 2:35.575 | 2.590 | 2.431 | 162.0 |
| 4 | 111 | Marco Butti | | ITA | Y 4 | Monlau Motorsport | | Cupra Leon VZ TCR | 7 | 6 | 2:35.929 | 2.944 | 0.354 | 161.7 |
| 5 | 87 | Junui Park | | KOR | Y 5 | Solite Indigo Racing | | Hyundai Elantra N TC R | 8 | 7 | 2:35.934 | 2.949 | 0.005 | 161.6 |
| 6 | 10 | Viktor Andersson | | SWE | Y 6 | Monlau Motorsport | | Cupra Leon VZ TCR | 7 | 7 | 2:36.535 | 3.550 | 0.601 | 161.0 |
| 7 | 85 | Tiago Pernía | | ARG | Y 7 | Squadra Martino | | Honda Civic Type R FL5 TCR | 8 | 8 | 2:37.592 | 4.607 | 1.057 | 159.9 |
| 8 | 27 | Ruben Volt | | EST | Y 8 | ALM Motorsport | | Honda Civic Type R FL5 TCR | 10 | 8 | 2:37.772 | 4.787 | 0.180 | 159.8 |
| 9 | 12 | Gabriele Covini | | ITA | Y 9 | BRC Racing Team | | Hyundai Elantra N TC R | 10 | 7 | 2:42.273 | 9.288 | 4.501 | 155.3 |

D

| Clas | Nº | Driver | Nat | Cat | Clas | Team | Nat | Vehicle | Laps | Best | Time | Gap | Interval | Km/h |
|------|----|------------------|-----|-----|------|----------------------|-----|----------------------------|------|------|----------|-------|----------|-------|
| 1 | 73 | Victor Fernández | | ESP | D 1 | Auto Club RC2 Valles | | Honda Civic Type R FL5 TCR | 7 | 5 | 2:53.358 | | | 145.4 |
| 2 | 72 | Sandro Pelatti | | ITA | D 2 | SP Competition | | Cupra Leon VZ TCR | 7 | 5 | 3:00.166 | 6.808 | 6.808 | 139.9 |

*** PENALTIES**

SOME LAP TIMES DELETED DUE TRACK LIMITS

Published at:.....

Track Temp: 19.8 °C Air Temp: 9.7 °C Humidity: 67 % Track Status: WET

Race Director:

Dino Aldo Lodola

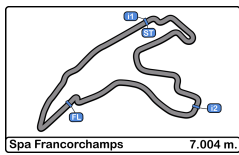
ACI 398865

Timekeeper:

Luis Garcia

JCR-2654-ESP/M





Spa Francorchamps
TCR Europe
Free Practice - 2
Lap Analysis



7 Mike Halder Honda Civic Type R FL5 TCR 11 Jac Constable Audi RS 3 LMS TC R
ALM Motorsport JH Racing

| Lap D | Time | Sector 1 | Sector 2 | Sector 3 | T. Spd | Elapsed | Lap D | Time | Sector 1 | Sector 2 | Sector 3 | T. Spd | Elapsed |
|-------|---------------------|--------------|----------|----------|--------|--------------|-------|---------------------|--------------|----------|----------|--------|--------------|
| 1 | 16:53:19.302 | 16:50:56.074 | 1:35.166 | 48.062 | 131.8 | 16:53:19.302 | 1 | 16:54:12.008 | 16:51:41.542 | 1:37.881 | 52.585 | 121.7 | 16:54:12.008 |
| 2 | 3:11.761 | 49.214 | 1:32.847 | 49.700 | 161.6 | 16:56:31.063 | 2 | 3:09.542 | 53.229 | 1:29.765 | 46.548 | 170.3 | 16:57:21.550 |
| 3 | 4:54.652 | 2:41.615 | 1:28.920 | 44.117 | 182.7 | 17:01:25.715 | 3 | 3:01.614 | 47.275 | 1:28.033 | 46.306 | 178.2 | 17:00:23.164 |
| 4 | 2:49.709 | 44.293 | 1:22.909 | 42.507 | 208.0 | 17:04:15.424 | 4 | 2:54.979 | 45.484 | 1:25.451 | 44.044 | 181.2 | 17:03:18.143 |
| 5 | 2:46.465 | 43.291 | 1:21.059 | 41.815 | 216.4 | 17:07:01.589 | 5 | 2:54.663 | 44.810 | 1:23.913 | 42.940 | 193.5 | 17:06:09.806 |
| 6 | 5:07.627 | 3:06.595 | 1:20.263 | 40.769 | 194.9 | 17:12:09.216 | 6 | 2:48.620 | 44.231 | 1:22.541 | 41.848 | 198.8 | 17:08:58.426 |
| 7 | 2:40.704 | 42.619 | 1:18.780 | 39.305 | 222.6 | 17:14:49.920 | 7 | 2:45.830 | 43.578 | 1:21.365 | 40.887 | 200.7 | 17:11:44.256 |
| 8 | 2:35.005 | 41.845 | 1:14.059 | 39.101 | 242.1 | 17:17:24.925 | 8 | 2:42.913 | 43.151 | 1:19.463 | 40.299 | 217.7 | 17:14:27.169 |
| 9 | 2:32.869 | 42.489 | 1:11.941 | 38.439 | 244.3 | 17:19:57.794 | 9 | 2:40.455 | 43.174 | 1:17.451 | 39.830 | 222.2 | 17:17:07.624 |
| 10 | 2:30.965 | 42.135 | 1:10.779 | 38.051 | 244.3 | 17:22:28.759 | 10 | 2:37.528 | 43.228 | 1:14.743 | 39.557 | 225.0 | 17:19:45.152 |
| 11 | | | | | | | 11 | 2:35.568 | 43.084 | 1:12.504 | 39.980 | 224.5 | 17:22:20.720 |

8 Nicola Baldan Audi RS 3 LMS TC R 12 Gabriele Covini Hyundai Elantra N TC R
PMA Motorsport BRC Racing Team

| Lap D | Time | Sector 1 | Sector 2 | Sector 3 | T. Spd | Elapsed | Lap D | Time | Sector 1 | Sector 2 | Sector 3 | T. Spd | Elapsed |
|-------|---------------------|--------------|----------|----------|--------|--------------|-------|---------------------|--------------|----------|----------|--------|--------------|
| 1 | 16:53:49.975 | 16:51:06.540 | 1:41.693 | 1:01.742 | 126.7 | 16:53:49.975 | 1 | 16:53:07.312 | 16:50:46.573 | 1:32.143 | 48.596 | 155.1 | 16:53:07.312 |
| 2 | 3:21.619 | 54.255 | 1:35.580 | 51.784 | 154.2 | 16:57:11.594 | 2 | 5:36.158 | 3:25.052 | 1:26.202 | 44.904 | 217.7 | 16:58:43.470 |
| 3 | 3:12.599 | 50.682 | 1:30.727 | 51.190 | 160.7 | 17:00:24.193 | 3 | 2:54.582 | 46.205 | 1:24.415 | 43.962 | 209.7 | 17:01:38.052 |
| 4 | 3:13.441 | 49.529 | 1:30.010 | 53.902 | 159.2 | 17:03:37.634 | 4 | 2:51.750 | 45.876 | 1:23.110 | 42.764 | 215.1 | 17:04:29.802 |
| 5 | 5:41.635 | 3:30.409 | 1:27.017 | 44.209 | 174.1 | 17:09:19.269 | 5 | 2:49.055 | 44.435 | 1:22.271 | 42.349 | 213.4 | 17:07:18.857 |
| 6 | 2:48.598 | 44.587 | 1:22.414 | 41.597 | 209.3 | 17:12:07.867 | 6 | 4:44.050 | 2:41.566 | 1:21.143 | 41.341 | 213.8 | 17:12:02.907 |
| 7 | 2:44.979 | 43.411 | 1:20.444 | 41.124 | 233.7 | 17:14:52.846 | 7 | 2:42.273 | 43.584 | 1:18.282 | 40.407 | 230.7 | 17:14:45.180 |
| 8 | 2:39.449 | 42.625 | 1:16.783 | 40.041 | 242.1 | 17:17:32.295 | 8 | 2:39.422 | 42.675 | 1:16.238 | 40.509 | 238.4 | 17:17:24.602 |
| 9 | 2:35.957 | 42.396 | 1:14.319 | 39.242 | 224.0 | 17:20:08.252 | 9 | 2:35.587 | 43.188 | 1:13.447 | 38.952 | 233.2 | 17:20:00.189 |
| 10 | | | | | | | 10 | 2:34.904 | 41.676 | 1:11.909 | 38.319 | 243.7 | 17:22:32.093 |

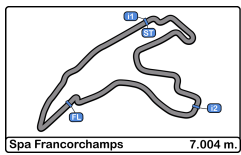
9 Tom Chiappe Cupra Leon VZ TCR 17 Nicolas Taylor Audi RS 3 LMS TC R
SP Competition PMA Motorsport

| Lap D | Time | Sector 1 | Sector 2 | Sector 3 | T. Spd | Elapsed | Lap D | Time | Sector 1 | Sector 2 | Sector 3 | T. Spd | Elapsed |
|-------|---------------------|--------------|----------|----------|--------|--------------|-------|--------------|--------------|----------|----------|--------|--------------|
| 1 | 16:53:38.313 | 16:51:04.017 | 1:39.439 | 54.857 | 120.4 | 16:53:38.313 | 1 | 16:53:50.848 | 16:51:17.509 | 1:36.152 | 57.187 | 127.8 | 16:53:50.848 |
| 2 | 3:23.411 | 57.470 | 1:36.247 | 49.694 | 156.7 | 16:57:01.724 | 2 | 3:21.824 | 55.235 | 1:34.978 | 51.611 | 146.1 | 16:57:12.672 |
| 3 | 3:08.770 | 49.517 | 1:29.859 | 49.394 | 173.3 | 17:00:10.494 | 3 | 3:14.284 | 51.264 | 1:31.253 | 51.767 | 136.7 | 17:00:26.956 |
| 4 | 7:29.785 | 5:16.194 | 1:28.805 | 44.786 | 180.0 | 17:07:40.279 | 4 | 3:12.110 | 48.878 | 1:30.139 | 53.093 | 141.7 | 17:03:39.066 |
| 5 | 2:53.375 | 46.807 | 1:23.697 | 42.871 | 175.0 | 17:10:33.654 | 5 | 5:31.179 | 3:16.397 | 1:26.967 | 47.815 | 178.8 | 17:09:10.245 |
| 6 | 4:49.437 | 2:46.974 | 1:21.974 | 40.489 | 177.0 | 17:15:23.091 | 6 | 2:48.858 | 44.629 | 1:22.575 | 41.654 | 203.3 | 17:11:59.103 |
| 7 | 2:41.275 | 43.773 | 1:17.006 | 40.496 | 214.7 | 17:18:04.366 | 7 | 2:43.345 | 43.733 | 1:19.448 | 40.164 | 225.4 | 17:14:42.448 |
| 8 | 2:37.780 | 43.035 | 1:15.011 | 39.734 | 234.7 | 17:20:42.146 | 8 | 2:40.123 | 42.798 | 1:17.663 | 39.662 | 229.7 | 17:17:22.571 |
| 9 | | | | | | | 9 | 2:35.630 | 42.142 | 1:13.988 | 39.500 | 242.1 | 17:19:58.201 |
| 10 | | | | | | | 10 | 2:32.985 | 42.088 | 1:12.542 | 38.355 | 230.2 | 17:22:31.186 |

10 Viktor Andersson Cupra Leon VZ TCR 18 Michael Markussen Honda Civic Type R FL5 TCR
Y Monlau Motorsport Auto Club RC2 Valles

| Lap D | Time | Sector 1 | Sector 2 | Sector 3 | T. Spd | Elapsed | Lap D | Time | Sector 1 | Sector 2 | Sector 3 | T. Spd | Elapsed |
|-------|--------------|--------------|----------|----------|--------|--------------|-------|---------------------|--------------|----------|----------|--------|--------------|
| 1 | 16:53:42.155 | 16:51:08.415 | 1:40.826 | 52.914 | 133.4 | 16:53:42.155 | 1 | 16:54:14.225 | 16:51:40.399 | 1:38.615 | 55.211 | 134.3 | 16:54:14.225 |
| 2 | 11:52.669 | 9:22.126 | 1:37.336 | 53.207 | 119.3 | 17:05:34.824 | 2 | 5:44.934 | 3:28.578 | 1:29.571 | 46.785 | 169.8 | 16:59:59.159 |
| 3 | 3:14.350 | 52.047 | 1:34.445 | 47.858 | 97.8 | 17:08:49.174 | 3 | 3:40.552 | 1:30.351 | 1:25.503 | 44.698 | 192.1 | 17:03:39.711 |
| 4 | 3:06.860 | 48.470 | 1:31.115 | 47.275 | 142.4 | 17:11:56.034 | 4 | 3:32.470 | 1:23.994 | 1:24.850 | 43.626 | 201.4 | 17:07:12.181 |
| 5 | 3:08.895 | 46.918 | 1:35.451 | 46.526 | 164.1 | 17:15:04.929 | 5 | 2:48.828 | 44.735 | 1:22.120 | 41.973 | 204.5 | 17:10:01.009 |
| 6 | 4:45.034 | 2:42.530 | 1:20.986 | 41.518 | 186.8 | 17:19:49.963 | 6 | 2:43.988 | 43.413 | 1:19.596 | 40.979 | 220.8 | 17:12:44.997 |
| 7 | 2:36.535 | 43.203 | 1:13.915 | 39.417 | 227.8 | 17:22:26.498 | 7 | 2:41.443 | 43.119 | 1:17.939 | 40.385 | 232.2 | 17:15:26.440 |
| 8 | | | | | | | 8 | 2:38.672 | 43.273 | 1:16.086 | 39.313 | 227.3 | 17:18:05.112 |
| 9 | | | | | | | 9 | 2:39.475 | 43.221 | 1:15.020 | 41.234 | 234.7 | 17:20:44.587 |





Spa Francorchamps
TCR Europe
Free Practice - 2
Lap Analysis



19 Felipe Fernández Honda Civic Type R FL5 TCR 34 Stian Paulsen Audi RS 3 LMS TC R
Auto Club RC2 Valles Stian Paulsen Racing

| Lap | D | Time | Sector 1 | Sector 2 | Sector 3 | T. Spd | Elapsed | Lap | D | Time | Sector 1 | Sector 2 | Sector 3 | T. Spd | Elapsed |
|-----|---|---------------------|---------------|-----------------|---------------|--------|--------------|-----|---|---------------------|---------------|----------|----------|--------|--------------|
| 1 | | 16:53:56.721 | 16:51:23.154 | 1:41.076 | 52.491 | 121.6 | 16:53:56.721 | 1 | | 16:55:50.442 | 16:52:46.049 | 2:01.480 | 1:02.913 | 87.5 | 16:55:50.442 |
| 2 | | 4:09.877 | 1:51.551 | 1:30.385 | 47.941 | 167.1 | 16:58:06.598 | 2 | | 3:41.007 | 1:06.415 | 1:39.936 | 54.656 | 148.5 | 16:59:31.449 |
| 3 | | 3:02.082 | 48.515 | 1:26.716 | 46.851 | 182.4 | 17:01:08.680 | 3 | | 3:18.487 | 57.475 | 1:30.679 | 50.333 | 159.5 | 17:02:49.936 |
| 4 | | 5:08.910 | 2:58.652 | 1:26.566 | 43.692 | 170.0 | 17:06:17.590 | 4 | | 2:53.772 | 46.368 | 1:24.211 | 43.193 | 206.1 | 17:05:43.708 |
| 5 | | 2:51.000 | 44.975 | 1:23.320 | 42.705 | 193.2 | 17:09:08.590 | 5 | | 2:48.916 | 43.898 | 1:23.416 | 41.602 | 217.3 | 17:08:32.624 |
| 6 | | 2:46.291 | 43.362 | 1:21.281 | 41.648 | 203.0 | 17:11:54.881 | 6 | | 2:48.044 | 43.581 | 1:23.498 | 41.865 | 226.4 | 17:11:21.568 |
| 7 | | 2:42.989 | 42.801 | 1:19.141 | 41.047 | 203.3 | 17:14:37.870 | 7 | | 2:43.312 | 43.294 | 1:19.389 | 40.629 | 238.4 | 17:14:04.880 |
| 8 | | 2:41.130 | 42.833 | 1:17.917 | 40.380 | 212.1 | 17:17:19.000 | 8 | | 2:39.584 | 42.855 | 1:16.729 | 40.000 | 233.2 | 17:16:44.464 |
| 9 | | 2:37.760 | 42.488 | 1:15.364 | 39.898 | 222.6 | 17:19:56.750 | 9 | | 2:37.444 | 42.699 | 1:15.447 | 39.298 | 242.1 | 17:19:21.908 |
| 10 | | 2:34.722 | 42.925 | 1:12.786 | 39.011 | 244.3 | 17:21:56.630 | | | | | | | | |

22 Giacomo Prandelli Audi RS 3 LMS TC R 37 Victor Chan Honda Civic Type R FL5 TCR
Aikoa Racing Auto Club RC2 Valles

| Lap | D | Time | Sector 1 | Sector 2 | Sector 3 | T. Spd | Elapsed | Lap | D | Time | Sector 1 | Sector 2 | Sector 3 | T. Spd | Elapsed |
|-----|---|---------------------|---------------|-----------------|---------------|--------|--------------|-----|---|---------------------|---------------|-----------------|---------------|--------|--------------|
| 1 | | 16:53:58.345 | 16:51:20.057 | 1:43.264 | 55.024 | 117.2 | 16:53:58.345 | 1 | | 16:53:59.884 | 16:51:29.528 | 1:37.333 | 53.023 | 134.6 | 16:53:59.884 |
| 2 | | 3:17.446 | 51.512 | 1:34.636 | 51.298 | 170.3 | 16:57:15.791 | 2 | | 3:16.838 | 52.935 | 1:32.723 | 51.180 | 160.9 | 16:57:16.722 |
| 3 | | 5:03.167 | 2:43.072 | 1:33.096 | 46.999 | 165.1 | 17:02:18.958 | 3 | | 4:51.768 | 2:39.107 | 1:26.654 | 46.007 | 159.0 | 17:02:08.490 |
| 4 | | 3:02.263 | 45.701 | 1:30.110 | 46.452 | 193.2 | 17:05:21.221 | 4 | | 2:52.631 | 46.280 | 1:23.018 | 43.333 | 205.3 | 17:05:01.121 |
| 5 | | 3:01.940 | 44.804 | 1:31.751 | 45.385 | 202.6 | 17:08:23.161 | 5 | | 2:49.357 | 45.192 | 1:21.279 | 42.886 | 205.7 | 17:07:50.478 |
| 6 | | 2:59.777 | 43.710 | 1:29.512 | 46.555 | 193.5 | 17:11:22.938 | 6 | | 5:02.106 | 2:59.014 | 1:21.069 | 42.023 | 188.8 | 17:12:52.584 |
| 7 | | 5:17.470 | 3:07.164 | 1:26.898 | 43.408 | 204.1 | 17:16:40.408 | 7 | | 2:40.267 | 43.717 | 1:16.189 | 40.361 | 228.8 | 17:15:32.851 |
| 8 | | 2:43.995 | 43.641 | 1:19.370 | 40.984 | 206.1 | 17:19:24.403 | 8 | | 2:37.912 | 43.229 | 1:14.771 | 39.912 | 227.8 | 17:18:10.763 |
| 9 | | 2:39.498 | 42.940 | 1:16.341 | 40.217 | 238.9 | 17:22:03.901 | 9 | | 3:35.977 | 1:27.301 | 1:24.259 | 44.417 | 185.8 | 17:21:46.740 |

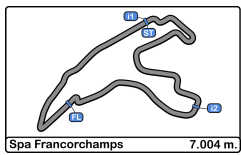
27 Ruben Volt Honda Civic Type R FL5 TCR 69 Max Hart Honda Civic Type R FL5 TCR
Y ALM Motorsport ALM Motorsport

| Lap | D | Time | Sector 1 | Sector 2 | Sector 3 | T. Spd | Elapsed | Lap | D | Time | Sector 1 | Sector 2 | Sector 3 | T. Spd | Elapsed |
|-----|---|---------------------|---------------|-----------------|---------------|--------|--------------|-----|---|-------------------------|---------------|-----------------|---------------|--------|--------------|
| 1 | | 16:53:21.793 | 16:50:56.897 | 1:36.399 | 48.497 | 130.4 | 16:53:21.793 | 1 | | 16:53:18.518 | 16:50:55.522 | 1:33.684 | 49.312 | 150.6 | 16:53:18.518 |
| 2 | | 6:46.904 | 4:28.664 | 1:31.640 | 46.600 | 102.5 | 17:00:08.697 | 2 | | 5:48.616 | 3:33.090 | 1:28.493 | 47.033 | 181.8 | 16:59:07.134 |
| 3 | | 2:56.668 | 46.425 | 1:25.693 | 44.550 | 202.2 | 17:03:05.365 | 3 | | 4:59.336 | 2:48.130 | 1:27.009 | 44.197 | 173.0 | 17:04:06.470 |
| 4 | | 2:51.054 | 44.825 | 1:23.263 | 42.966 | 223.1 | 17:05:56.419 | 4 | | 2:51.238 | 44.916 | 1:23.461 | 42.861 | 220.8 | 17:06:57.708 |
| 5 | | 2:48.503 | 43.764 | 1:22.882 | 41.857 | 220.4 | 17:08:44.922 | 5 | | 2:48.003 | 43.697 | 1:22.270 | 42.036 | 221.7 | 17:09:45.711 |
| 6 | | 2:45.495 | 43.184 | 1:20.921 | 41.390 | 230.7 | 17:11:30.417 | 6 | | 4:16.199 | 2:15.708 | 1:19.477 | 41.014 | 208.8 | 17:14:01.910 |
| 7 | | 2:41.971 | 42.875 | 1:18.494 | 40.602 | 236.8 | 17:14:12.388 | 7 | | 2:39.327 | 42.865 | 1:16.776 | 39.686 | 225.0 | 17:16:41.237 |
| 8 | | 2:37.772 | 42.463 | 1:16.081 | 39.228 | 242.6 | 17:16:50.160 | 8 | | 2:34.495 | 42.559 | 1:12.982 | 38.954 | 241.0 | 17:19:15.732 |
| 9 | | 2:34.880 | 42.328 | 1:13.934 | 38.618 | 244.8 | 17:19:25.040 | 9 | | 2:31.916 | 42.297 | 1:11.043 | 38.576 | 241.6 | 17:21:47.648 |
| 10 | | 2:34.587 | 42.589 | 1:13.234 | 38.764 | 234.2 | 17:21:59.627 | | | | | | | | |

33 Santiago Concepción Audi RS 3 LMS TC R 72 Sandro Pelatti Cupra Leon VZ TCR
Y Aikoa Racing D SP Competition

| Lap | D | Time | Sector 1 | Sector 2 | Sector 3 | T. Spd | Elapsed | Lap | D | Time | Sector 1 | Sector 2 | Sector 3 | T. Spd | Elapsed |
|-----|---|---------------------|---------------|-----------------|---------------|--------|--------------|-----|---|---------------------|---------------|-----------------|---------------|--------|--------------|
| 1 | | 16:54:02.259 | 16:51:38.617 | 1:34.115 | 49.527 | 148.7 | 16:54:02.259 | 1 | | 16:54:20.508 | 16:51:18.615 | 1:59.852 | 1:02.041 | 100.8 | 16:54:20.508 |
| 2 | | 6:44.988 | 3:58.483 | 1:29.476 | 47.029 | 175.8 | 17:00:17.247 | 2 | | 3:50.247 | 1:03.270 | 1:48.995 | 57.982 | 156.5 | 16:58:10.755 |
| 3 | | 2:57.307 | 46.379 | 1:26.960 | 43.968 | 172.8 | 17:03:14.554 | 3 | | 3:25.038 | 54.623 | 1:39.117 | 51.298 | 116.6 | 17:01:35.793 |
| 4 | | 2:51.938 | 43.967 | 1:25.080 | 42.891 | 190.8 | 17:06:06.492 | 4 | | 9:56.284 | 7:28.503 | 1:39.585 | 48.196 | 167.9 | 17:11:32.077 |
| 5 | | 2:49.237 | 43.257 | 1:24.155 | 41.825 | 210.1 | 17:08:55.729 | 5 | | 3:00.166 | 48.086 | 1:27.816 | 44.264 | 177.3 | 17:14:32.243 |
| 6 | | 2:45.335 | 42.711 | 1:21.805 | 40.819 | 221.7 | 17:11:41.064 | 6 | | 2:56.409 | 46.454 | 1:25.179 | 44.776 | 192.5 | 17:17:28.652 |
| 7 | | 2:41.954 | 42.220 | 1:19.916 | 39.818 | 220.8 | 17:14:23.018 | 7 | | 2:50.635 | 45.982 | 1:21.658 | 42.995 | 188.1 | 17:20:19.287 |
| 8 | | 4:40.803 | 2:41.855 | 1:19.236 | 39.712 | 186.2 | 17:19:03.821 | | | | | | | | |
| 9 | | 2:33.144 | 41.794 | 1:12.853 | 38.497 | 244.3 | 17:21:36.965 | | | | | | | | |





Spa Francorchamps
TCR Europe
Free Practice - 2
Lap Analysis



73 Victor Fernández Honda Civic Type R FL5 TCR **87** Junui Park Hyundai Elantra N TC R
D Auto Club RC2 Valles Y Solite Indigo Racing

| Lap | D | Time | Sector 1 | Sector 2 | Sector 3 | T. Spd | Elapsed | Lap | D | Time | Sector 1 | Sector 2 | Sector 3 | T. Spd | Elapsed |
|-----|---|---------------------|---------------|-----------------|---------------|--------|--------------|-----|---|---------------------|-----------------|---------------|----------|--------------|--------------|
| 1 | | 16:54:04.451 | 16:51:30.821 | 1:38.523 | 55.107 | 128.5 | 16:54:04.451 | 1 | | 16:53:16.049 | 16:50:51.199 | 1:34.844 | 50.006 | 151.4 | 16:53:16.049 |
| 2 | | 4:19.903 | 1:57.310 | 1:31.401 | 51.192 | 170.8 | 16:58:24.354 | 2 | | 9:19.603 | 7:05.304 | 1:28.894 | 45.405 | 210.5 | 17:02:35.652 |
| 3 | | 4:03.130 | 1:43.935 | 1:31.702 | 47.493 | 182.1 | 17:02:27.484 | 3 | | 2:54.607 | 45.441 | 1:25.164 | 44.002 | 196.7 | 17:05:30.259 |
| 4 | | 5:30.400 | 3:11.552 | 1:33.342 | 45.506 | 166.1 | 17:07:57.884 | 4 | | 2:40.325 | 43.875 | 1:22.842 | 42.608 | 228.3 | 17:08:19.584 |
| 5 | | 2:53.358 | 44.228 | 1:24.201 | 44.929 | 216.0 | 17:10:51.242 | 5 | | 5:30.861 | 3:25.598 | 1:23.870 | 41.393 | 179.4 | 17:13:50.445 |
| 6 | | 3:03.703 | 44.276 | 1:30.736 | 48.691 | 204.9 | 17:13:54.945 | 6 | | 2:40.504 | 43.536 | 1:17.228 | 39.740 | 236.3 | 17:16:30.949 |
| 7 | | 3:01.787 | 44.099 | 1:33.049 | 44.639 | 156.7 | 17:16:56.732 | 7 | | 2:35.934 | 42.026 | 1:15.020 | 38.888 | 244.8 | 17:19:06.883 |
| 8 | | 2:32.184 | | | | | | 8 | | 41.742 | 1:12.368 | 38.074 | 249.4 | 17:21:39.067 | |

74 Victor Weyrich Cupra Leon VZ TCR **97** Junesung Park Hyundai Elantra N TC R
Herreo Racing Solite Indigo Racing

| Lap | D | Time | Sector 1 | Sector 2 | Sector 3 | T. Spd | Elapsed | Lap | D | Time | Sector 1 | Sector 2 | Sector 3 | T. Spd | Elapsed |
|-----|---|---------------------|---------------|-----------------|---------------|--------|--------------|-----|---|---------------------|---------------|-----------------|---------------|--------|--------------|
| 1 | | 16:54:10.631 | 16:51:36.256 | 1:41.654 | 52.721 | 144.0 | 16:54:10.631 | 1 | | 16:53:16.694 | 16:50:54.627 | 1:33.378 | 48.689 | 149.5 | 16:53:16.694 |
| 2 | | 3:40.043 | 50.322 | 1:31.162 | 48.559 | 183.0 | 16:57:20.674 | 2 | | 9:07.933 | 6:50.075 | 1:29.851 | 48.007 | 191.4 | 17:02:24.627 |
| 3 | | 5:31.951 | 3:18.995 | 1:28.036 | 44.920 | 184.6 | 17:02:52.625 | 3 | | 3:43.048 | 1:31.868 | 1:25.403 | 45.777 | 202.2 | 17:06:07.675 |
| 4 | | 2:52.691 | 45.112 | 1:24.226 | 43.353 | 210.1 | 17:05:45.316 | 4 | | 5:29.608 | 3:22.952 | 1:23.966 | 42.690 | 184.9 | 17:11:37.283 |
| 5 | | 2:48.841 | 44.254 | 1:22.472 | 42.115 | 212.1 | 17:08:34.157 | 5 | | 2:43.065 | 43.086 | 1:20.189 | 39.790 | 217.3 | 17:14:20.348 |
| 6 | | 2:45.555 | 43.759 | 1:20.429 | 41.367 | 227.8 | 17:11:19.712 | 6 | | 2:38.735 | 42.055 | 1:17.432 | 39.248 | 242.1 | 17:16:59.083 |
| 7 | | 4:49.784 | 2:49.292 | 1:19.551 | 40.938 | 204.1 | 17:16:09.493 | 7 | | 2:34.408 | 41.805 | 1:14.162 | 38.441 | 245.4 | 17:19:33.491 |
| 8 | | 2:37.939 | 43.559 | 1:14.807 | 39.573 | 231.2 | 17:18:47.432 | | | | | | | | |
| 9 | | 2:33.540 | 42.530 | 1:11.990 | 38.990 | 241.0 | 17:21:20.942 | | | | | | | | |

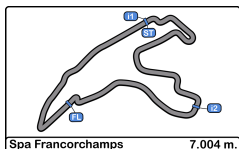
76 Alex Ley Hyundai Elantra N TC R **111** Marco Butti Cupra Leon VZ TCR
Y BRC Racing Team Monlau Motorsport

| Lap | D | Time | Sector 1 | Sector 2 | Sector 3 | T. Spd | Elapsed | Lap | D | Time | Sector 1 | Sector 2 | Sector 3 | T. Spd | Elapsed |
|-----|---|---------------------|---------------|-----------------|---------------|--------|--------------|-----|---|---------------------|---------------|-----------------|---------------|--------|--------------|
| 1 | | 16:53:05.394 | 16:50:45.679 | 1:31.657 | 48.058 | 154.9 | 16:53:05.394 | 1 | | 16:53:39.532 | 16:51:11.852 | 1:37.670 | 50.010 | 139.3 | 16:53:39.532 |
| 2 | | 5:24.526 | 3:12.156 | 1:26.754 | 45.616 | 187.5 | 16:58:29.920 | 2 | | 3:18.758 | 53.619 | 1:35.821 | 49.318 | 165.3 | 16:56:58.290 |
| 3 | | 2:53.282 | 46.175 | 1:24.012 | 43.095 | 194.2 | 17:01:23.202 | 3 | | 3:08.007 | 49.932 | 1:29.670 | 48.405 | 163.3 | 17:00:06.297 |
| 4 | | 2:49.745 | 45.247 | 1:22.550 | 41.948 | 209.3 | 17:04:12.947 | 4 | | 12:29.476 | 10:23.275 | 1:24.461 | 41.740 | 181.8 | 17:12:35.773 |
| 5 | | 5:18.359 | 3:12.977 | 1:23.310 | 42.072 | 183.9 | 17:09:31.306 | 5 | | 2:41.101 | 43.549 | 1:18.288 | 39.264 | 215.1 | 17:15:16.874 |
| 6 | | 2:44.920 | 44.427 | 1:19.822 | 40.671 | 207.6 | 17:12:16.226 | 6 | | 2:35.929 | 42.402 | 1:15.042 | 38.485 | 227.3 | 17:17:52.803 |
| 7 | | 2:40.605 | 43.120 | 1:17.922 | 39.563 | 225.9 | 17:14:56.831 | 7 | | 3:22.055 | 1:28.770 | 1:15.191 | 38.994 | 219.5 | 17:21:15.758 |
| 8 | | 2:36.466 | 42.735 | 1:14.986 | 38.745 | 229.7 | 17:17:33.297 | | | | | | | | |
| 9 | | 2:35.575 | 42.538 | 1:14.688 | 38.349 | 217.3 | 17:20:08.872 | | | | | | | | |

85 Tiago Pernia Honda Civic Type R FL5 TCR **117** Adam Shepherd Cupra Leon VZ TCR
Y Squadra Martino Monlau Motorsport

| Lap | D | Time | Sector 1 | Sector 2 | Sector 3 | T. Spd | Elapsed | Lap | D | Time | Sector 1 | Sector 2 | Sector 3 | T. Spd | Elapsed |
|-----|---|---------------------|---------------|-----------------|---------------|--------|--------------|-----|---|---------------------|---------------|-----------------|---------------|--------|--------------|
| 1 | | 16:53:41.253 | 16:51:18.205 | 1:33.406 | 49.642 | 132.3 | 16:53:41.253 | 1 | | 16:53:27.023 | 16:51:00.510 | 1:34.702 | 51.811 | 148.5 | 16:53:27.023 |
| 2 | | 5:27.950 | 3:12.697 | 1:29.215 | 46.038 | 135.1 | 16:59:09.203 | 2 | | 3:39.747 | 54.142 | 1:56.589 | 49.016 | 166.4 | 16:57:06.770 |
| 3 | | 2:52.193 | 45.648 | 1:23.406 | 43.139 | 214.2 | 17:02:01.396 | 3 | | 5:42.617 | 3:31.399 | 1:27.035 | 44.183 | 178.2 | 17:02:49.387 |
| 4 | | 2:49.306 | 45.039 | 1:21.365 | 42.902 | 213.4 | 17:04:50.702 | 4 | | 2:52.004 | 44.985 | 1:23.701 | 43.405 | 198.5 | 17:05:41.478 |
| 5 | | 2:48.227 | 44.682 | 1:21.070 | 42.475 | 215.5 | 17:07:38.929 | 5 | | 2:48.637 | 43.712 | 1:22.632 | 42.293 | 214.2 | 17:08:30.115 |
| 6 | | 5:46.854 | 3:40.513 | 1:22.405 | 43.936 | 214.2 | 17:13:25.783 | 6 | | 2:47.548 | 43.474 | 1:21.234 | 42.840 | 216.8 | 17:11:17.663 |
| 7 | | 4:16.195 | 2:14.936 | 1:19.778 | 41.481 | 210.1 | 17:17:41.978 | 7 | | 4:57.053 | 2:59.311 | 1:17.473 | 40.269 | 217.3 | 17:16:14.716 |
| 8 | | 2:37.592 | 43.100 | 1:14.571 | 39.921 | 236.8 | 17:20:19.570 | 8 | | 2:36.867 | 42.916 | 1:14.746 | 39.205 | 234.2 | 17:18:51.583 |
| | | | | | | | | 9 | | 2:33.640 | 42.226 | 1:12.835 | 38.579 | 240.0 | 17:21:25.223 |

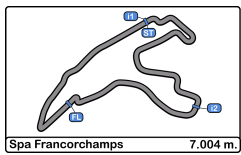




Spa Francorchamps
TCR Europe
Free Practice - 2
Best Sectors Results



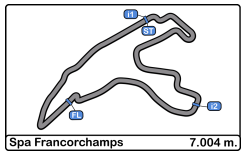
| Sector - 1 | | | | Sector - 2 | | | | Sector - 3 | | | | Ideal Lap vs Best Lap | | | |
|------------|-----|---------------------|--------|------------|---------------------|----------|-----|---------------------|--------|------|-----|-----------------------|-----------|----------|-----|
| Clas | Nº | Driver | Time | Nº | Driver | Time | Nº | Driver | Time | Clas | Nº | Driver | Ideal Lap | Best Lap | Cla |
| 1 | 12 | Gabriele Covini | 41.676 | 7 | Mike Halder | 1:10.779 | 7 | Mike Halder | 38.051 | 1 | 7 | Mike Halder | 2:30.675 | 2:30.965 | 1 |
| 2 | 87 | Junui Park | 41.742 | 69 | Max Hart | 1:11.043 | 87 | Junui Park | 38.074 | 2 | 12 | Gabriele Covini | 2:31.904 | 2:42.273 | 18 |
| 3 | 33 | Santiago Concepción | 41.794 | 12 | Gabriele Covini | 1:11.909 | 12 | Gabriele Covini | 38.319 | 3 | 69 | Max Hart | 2:31.916 | 2:31.916 | 2 |
| 4 | 97 | Junesung Park | 41.805 | 74 | Victor Weyrich | 1:11.990 | 76 | Alex Ley | 38.349 | 4 | 87 | Junui Park | 2:32.184 | 2:35.934 | 10 |
| 5 | 7 | Mike Halder | 41.845 | 87 | Junui Park | 1:12.368 | 17 | Nicolas Taylor | 38.355 | 5 | 17 | Nicolas Taylor | 2:32.985 | 2:32.985 | 3 |
| 6 | 17 | Nicolas Taylor | 42.088 | 11 | Jac Constable | 1:12.504 | 97 | Junesung Park | 38.441 | 6 | 33 | Santiago Concepción | 2:33.144 | 2:33.144 | 4 |
| 7 | 117 | Adam Shepherd | 42.226 | 17 | Nicolas Taylor | 1:12.542 | 111 | Marco Butti | 38.485 | 7 | 74 | Victor Weyrich | 2:33.510 | 2:37.939 | 16 |
| 8 | 69 | Max Hart | 42.297 | 34 | Stian Paulsen | 1:12.786 | 33 | Santiago Concepción | 38.497 | 8 | 117 | Adam Shepherd | 2:33.640 | 2:33.640 | 5 |
| 9 | 27 | Ruben Volt | 42.328 | 117 | Adam Shepherd | 1:12.835 | 69 | Max Hart | 38.576 | 9 | 27 | Ruben Volt | 2:34.180 | 2:37.772 | 15 |
| 10 | 8 | Nicola Baldan | 42.396 | 33 | Santiago Concepción | 1:12.853 | 117 | Adam Shepherd | 38.579 | 10 | 97 | Junesung Park | 2:34.408 | 2:34.408 | 6 |
| 11 | 111 | Marco Butti | 42.402 | 27 | Ruben Volt | 1:13.234 | 27 | Ruben Volt | 38.618 | 11 | 34 | Stian Paulsen | 2:34.496 | 2:34.722 | 7 |
| 12 | 19 | Felipe Fernández | 42.488 | 10 | Viktor Andersson | 1:13.915 | 74 | Victor Weyrich | 38.990 | 12 | 11 | Jac Constable | 2:35.145 | 2:37.528 | 13 |
| 13 | 74 | Victor Weyrich | 42.530 | 97 | Junesung Park | 1:14.162 | 34 | Stian Paulsen | 39.011 | 13 | 76 | Alex Ley | 2:35.575 | 2:35.575 | 8 |
| 14 | 76 | Alex Ley | 42.538 | 8 | Nicola Baldan | 1:14.319 | 8 | Nicola Baldan | 39.242 | 14 | 111 | Marco Butti | 2:35.929 | 2:35.929 | 9 |
| 15 | 34 | Stian Paulsen | 42.699 | 85 | Tiago Pernía | 1:14.571 | 18 | Michael Markussen | 39.313 | 15 | 8 | Nicola Baldan | 2:35.957 | 2:35.957 | 11 |
| 16 | 22 | Giacomo Prandelli | 42.940 | 76 | Alex Ley | 1:14.688 | 10 | Viktor Andersson | 39.417 | 16 | 10 | Viktor Andersson | 2:36.535 | 2:36.535 | 12 |
| 17 | 9 | Tom Chiappe | 43.035 | 37 | Victor Chan | 1:14.771 | 11 | Jac Constable | 39.557 | 17 | 18 | Michael Markussen | 2:37.452 | 2:38.672 | 17 |
| 18 | 11 | Jac Constable | 43.084 | 9 | Tom Chiappe | 1:15.011 | 9 | Tom Chiappe | 39.734 | 18 | 85 | Tiago Pernía | 2:37.592 | 2:37.592 | 14 |
| 19 | 85 | Tiago Pernía | 43.100 | 18 | Michael Markussen | 1:15.020 | 19 | Felipe Fernández | 39.898 | 19 | 19 | Felipe Fernández | 2:37.750 | 2:46.291 | 20 |
| 20 | 18 | Michael Markussen | 43.119 | 111 | Marco Butti | 1:15.042 | 37 | Victor Chan | 39.912 | 20 | 9 | Tom Chiappe | 2:37.780 | Transpo | 24 |
| 21 | 10 | Viktor Andersson | 43.203 | 19 | Felipe Fernández | 1:15.364 | 85 | Tiago Pernía | 39.921 | 21 | 37 | Victor Chan | 2:37.912 | 2:52.631 | 21 |
| 22 | 37 | Victor Chan | 43.229 | 22 | Giacomo Prandelli | 1:16.341 | 22 | Giacomo Prandelli | 40.217 | 22 | 22 | Giacomo Prandelli | 2:39.498 | 2:43.995 | 19 |
| 23 | 73 | Victor Fernández | 44.099 | 72 | Sandro Pelatti | 1:21.658 | 72 | Sandro Pelatti | 42.995 | 23 | 72 | Sandro Pelatti | 2:50.635 | 3:00.166 | 23 |
| 24 | 72 | Sandro Pelatti | 45.982 | 73 | Victor Fernández | 1:24.201 | 73 | Victor Fernández | 44.639 | 24 | 73 | Victor Fernández | 2:52.939 | 2:53.358 | 22 |



Spa Francorchamps
TCR Europe
Free Practice - 2
Best 5 Lap Times



| Cls | N° | Driver | Nat | Cat | Cls | Team | Nat | Vehicle | Best 1 | | Best 2 | | Best 3 | | Best 4 | | Best 5 | |
|-----|-----|-------------------|-----|-----|-----|----------------------|-----|----------------------------|-----------------|-----|----------|-----|----------|-----|----------|-----|----------|-----|
| | | | | | | | | | Time | Lap | Time | Lap | Time | Lap | Time | Lap | Time | Lap |
| 1 | 7 | Mike Halder | | | | ALM Motorsport | | Honda Civic Type R FL5 TCR | 2:30.965 | 10 | 2:32.869 | 9 | 2:40.704 | 7 | 3:11.761 | 2 | 4:54.652 | 3 |
| 2 | 69 | Max Hart | | | | ALM Motorsport | | Honda Civic Type R FL5 TCR | 2:31.916 | 9 | 2:34.495 | 8 | 2:39.327 | 7 | 2:51.238 | 4 | 4:59.336 | 3 |
| 3 | 17 | Nicolas Taylor | | Y | 1 | PMA Motorsport | | Audi RS 3 LMS TC R | 2:32.985 | 10 | 2:35.630 | 9 | 2:40.123 | 8 | 2:43.345 | 7 | 2:48.858 | 6 |
| 4 | 33 | Santiago | | Y | 2 | Aikoa Racing | | Audi RS 3 LMS TC R | 2:33.144 | 9 | 4:40.803 | 8 | | | | | | |
| 5 | 117 | Adam Shepherd | | | | Monlau Motorsport | | Cupra Leon VZ TCR | 2:33.640 | 9 | 2:36.867 | 8 | 2:47.548 | 6 | 2:48.637 | 5 | 4:57.053 | 7 |
| 6 | 97 | Junesung Park | | | | Solite Indigo Racing | | Hyundai Elantra N TC R | 2:34.408 | 7 | 2:38.735 | 6 | 2:43.065 | 5 | 3:43.048 | 3 | 9:07.933 | 2 |
| 7 | 34 | Stian Paulsen | | | | Stian Paulsen Racing | | Audi RS 3 LMS TC R | 2:34.722 | 10 | 2:37.444 | 9 | 2:39.584 | 8 | 2:43.312 | 7 | 2:48.916 | 5 |
| 8 | 76 | Alex Ley | | Y | 3 | BRC Racing Team | | Hyundai Elantra N TC R | 2:35.575 | 9 | 2:36.466 | 8 | 2:40.605 | 7 | 2:44.920 | 6 | 2:53.282 | 3 |
| 9 | 111 | Marco Butti | | Y | 4 | Monlau Motorsport | | Cupra Leon VZ TCR | 2:35.929 | 6 | 2:41.101 | 5 | 3:08.007 | 3 | 3:18.758 | 2 | 12:29.47 | 4 |
| 10 | 87 | Junui Park | | Y | 5 | Solite Indigo Racing | | Hyundai Elantra N TC R | 2:35.934 | 7 | 2:40.504 | 6 | 5:30.861 | 5 | 9:19.603 | 2 | | |
| 11 | 8 | Nicola Baldan | | | | PMA Motorsport | | Audi RS 3 LMS TC R | 2:35.957 | 9 | 2:39.449 | 8 | 3:12.599 | 3 | 3:13.441 | 4 | 3:21.619 | 2 |
| 12 | 10 | Viktor Andersson | | Y | 6 | Monlau Motorsport | | Cupra Leon VZ TCR | 2:36.535 | 7 | 3:06.860 | 4 | 3:08.895 | 5 | 3:14.350 | 3 | 4:45.034 | 6 |
| 13 | 11 | Jac Constable | | | | JH Racing | | Audi RS 3 LMS TC R | 2:37.528 | 10 | 2:42.913 | 8 | 2:45.830 | 7 | 2:48.620 | 6 | 3:01.614 | 3 |
| 14 | 85 | Tiago Pernía | | Y | 7 | Squadra Martino | | Honda Civic Type R FL5 TCR | 2:37.592 | 8 | 2:48.227 | 5 | 2:49.306 | 4 | 2:52.193 | 3 | 4:16.195 | 7 |
| 15 | 27 | Ruben Volt | | Y | 8 | ALM Motorsport | | Honda Civic Type R FL5 TCR | 2:37.772 | 8 | 2:41.971 | 7 | 2:45.495 | 6 | 2:48.503 | 5 | 2:51.054 | 4 |
| 16 | 74 | Victor Weyrich | | | | Herreo Racing | | Cupra Leon VZ TCR | 2:37.939 | 8 | 2:45.555 | 6 | 2:48.841 | 5 | 2:52.691 | 4 | 5:31.951 | 3 |
| 17 | 18 | Michael Markussen | | | | Auto Club RC2 Valles | | Honda Civic Type R FL5 TCR | 2:38.672 | 8 | 2:39.475 | 9 | 2:43.988 | 6 | 2:48.828 | 5 | 3:32.470 | 4 |
| 18 | 12 | Gabriele Covini | | Y | 9 | BRC Racing Team | | Hyundai Elantra N TC R | 2:42.273 | 7 | 2:49.055 | 5 | 2:51.750 | 4 | 2:54.582 | 3 | 4:44.050 | 6 |
| 19 | 22 | Giacomo Prandelli | | | | Aikoa Racing | | Audi RS 3 LMS TC R | 2:43.995 | 8 | 2:59.777 | 6 | 3:02.263 | 4 | 3:17.446 | 2 | 5:03.167 | 3 |
| 20 | 19 | Felipe Fernández | | | | Auto Club RC2 Valles | | Honda Civic Type R FL5 TCR | 2:46.291 | 6 | 2:51.000 | 5 | 3:02.082 | 3 | 4:09.877 | 2 | 5:08.910 | 4 |
| 21 | 37 | Victor Chan | | | | Auto Club RC2 Valles | | Honda Civic Type R FL5 TCR | 2:52.631 | 4 | 3:35.977 | 9 | 4:51.768 | 3 | 5:02.106 | 6 | | |
| 22 | 73 | Victor Fernández | | D | 1 | Auto Club RC2 Valles | | Honda Civic Type R FL5 TCR | 2:53.358 | 5 | 4:03.130 | 3 | 4:19.903 | 2 | 5:30.400 | 4 | | |
| 23 | 72 | Sandro Pelatti | | D | 2 | SP Competition | | Cupra Leon VZ TCR | 3:00.166 | 5 | 3:25.038 | 3 | 9:56.284 | 4 | | | | |
| 24 | 9 | Tom Chiatpe | | | | SP Competition | | Cupra Leon VZ TCR | | | | | | | | | | |



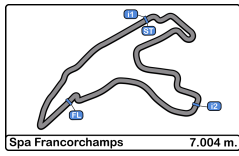
Spa Francorchamps
TCR Europe
Free Practice - 2
Best 5 Top Speeds



Top 1 Top 2 Top 3 Top 4 Top 5

| Clas | Nº | Driver | Nat | Cat | Cls | Team | Nat | Vehicle | Top 1 | | Top 2 | | Top 3 | | Top 4 | | Top 5 | | Avg |
|------|-----|---------------------|-----|-----|-----|----------------------|-----|----------------------------|-------|-----|-------|-----|-------|-----|-------|-----|-------|-----|-------|
| | | | | | | | | | Km/h | Lap | Km/h | Lap | Km/h | Lap | Km/h | Lap | Km/h | Lap | |
| 1 | 87 | Junui Park | | Y | 1 | Solite Indigo Racing | | Hyundai Elantra N TC R | 249.4 | 8 | 244.8 | 7 | 236.3 | 6 | 228.3 | 4 | 210.5 | 2 | 233.9 |
| 2 | 97 | Junesung Park | | | | Solite Indigo Racing | | Hyundai Elantra N TC R | 245.4 | 7 | 242.1 | 6 | 217.3 | 5 | 202.2 | 3 | 191.4 | 2 | 219.7 |
| 3 | 27 | Ruben Volt | | Y | 2 | ALM Motorsport | | Honda Civic Type R FL5 TCR | 244.8 | 9 | 242.6 | 8 | 236.8 | 7 | 234.2 | 10 | 230.7 | 6 | 237.8 |
| 4 | 7 | Mike Halder | | | | ALM Motorsport | | Honda Civic Type R FL5 TCR | 244.3 | 9 | 244.3 | 10 | 242.1 | 8 | 222.6 | 7 | 216.4 | 5 | 233.9 |
| 5 | 33 | Santiago Concepción | | Y | 3 | Aikoa Racing | | Audi RS 3 LMS TC R | 244.3 | 9 | 221.7 | 6 | 220.8 | 7 | 210.1 | 5 | 190.8 | 4 | 217.5 |
| 6 | 34 | Stian Paulsen | | | | Stian Paulsen Racing | | Audi RS 3 LMS TC R | 244.3 | 10 | 242.1 | 9 | 238.4 | 7 | 233.2 | 8 | 226.4 | 6 | 236.9 |
| 7 | 12 | Gabriele Covini | | Y | 4 | BRC Racing Team | | Hyundai Elantra N TC R | 243.7 | 10 | 238.4 | 8 | 233.2 | 9 | 230.7 | 7 | 217.7 | 2 | 232.7 |
| 8 | 8 | Nicola Baldan | | | | PMA Motorsport | | Audi RS 3 LMS TC R | 242.1 | 8 | 233.7 | 7 | 224.0 | 9 | 209.3 | 6 | 174.1 | 5 | 216.6 |
| 9 | 17 | Nicolas Taylor | | Y | 5 | PMA Motorsport | | Audi RS 3 LMS TC R | 242.1 | 9 | 230.2 | 10 | 229.7 | 8 | 225.4 | 7 | 203.3 | 6 | 226.2 |
| 10 | 69 | Max Hart | | | | ALM Motorsport | | Honda Civic Type R FL5 TCR | 241.6 | 9 | 241.0 | 8 | 225.0 | 7 | 221.7 | 5 | 220.8 | 4 | 230.0 |
| 11 | 74 | Victor Weyrich | | | | Herreo Racing | | Cupra Leon VZ TCR | 241.0 | 9 | 231.2 | 8 | 227.8 | 6 | 212.1 | 5 | 210.1 | 4 | 224.4 |
| 12 | 117 | Adam Shepherd | | | | Monlau Motorsport | | Cupra Leon VZ TCR | 240.0 | 9 | 234.2 | 8 | 217.3 | 7 | 216.8 | 6 | 214.2 | 5 | 224.5 |
| 13 | 22 | Giacomo Prandelli | | | | Aikoa Racing | | Audi RS 3 LMS TC R | 238.9 | 9 | 206.1 | 8 | 204.1 | 7 | 202.6 | 5 | 193.5 | 6 | 209.0 |
| 14 | 85 | Tiago Pernía | | Y | 6 | Squadra Martino | | Honda Civic Type R FL5 TCR | 236.8 | 8 | 215.5 | 5 | 214.2 | 3 | 214.2 | 6 | 213.4 | 4 | 218.8 |
| 15 | 9 | Tom Chiappe | | | | SP Competition | | Cupra Leon VZ TCR | 234.7 | 8 | 214.7 | 7 | 180.0 | 4 | 177.0 | 6 | 175.0 | 5 | 196.3 |
| 16 | 18 | Michael Markussen | | | | Auto Club RC2 Valles | | Honda Civic Type R FL5 TCR | 234.7 | 9 | 232.2 | 7 | 227.3 | 8 | 220.8 | 6 | 204.5 | 5 | 223.9 |
| 17 | 76 | Alex Ley | | Y | 7 | BRC Racing Team | | Hyundai Elantra N TC R | 229.7 | 8 | 225.9 | 7 | 217.3 | 9 | 209.3 | 4 | 207.6 | 6 | 218.0 |
| 18 | 37 | Victor Chan | | | | Auto Club RC2 Valles | | Honda Civic Type R FL5 TCR | 228.8 | 7 | 227.8 | 8 | 205.7 | 5 | 205.3 | 4 | 188.8 | 6 | 211.3 |
| 19 | 10 | Viktor Andersson | | Y | 8 | Monlau Motorsport | | Cupra Leon VZ TCR | 227.8 | 7 | 186.8 | 6 | 164.1 | 5 | 142.4 | 4 | 133.4 | 1 | 170.9 |
| 20 | 111 | Marco Butti | | Y | 9 | Monlau Motorsport | | Cupra Leon VZ TCR | 227.3 | 6 | 219.5 | 7 | 215.1 | 5 | 181.8 | 4 | 165.3 | 2 | 201.8 |
| 21 | 11 | Jac Constable | | | | JH Racing | | Audi RS 3 LMS TC R | 225.0 | 10 | 224.5 | 11 | 222.2 | 9 | 217.7 | 8 | 200.7 | 7 | 218.0 |
| 22 | 19 | Felipe Fernández | | | | Auto Club RC2 Valles | | Honda Civic Type R FL5 TCR | 222.6 | 9 | 212.1 | 8 | 203.3 | 7 | 203.0 | 6 | 193.2 | 5 | 206.8 |
| 23 | 73 | Victor Fernández | | D | 1 | Auto Club RC2 Valles | | Honda Civic Type R FL5 TCR | 216.0 | 5 | 204.9 | 6 | 182.1 | 3 | 170.8 | 2 | 166.1 | 4 | 188.0 |
| 24 | 72 | Sandro Pelatti | | D | 2 | SP Competition | | Cupra Leon VZ TCR | 192.5 | 6 | 188.1 | 7 | 177.3 | 5 | 167.9 | 4 | 156.5 | 2 | 176.4 |



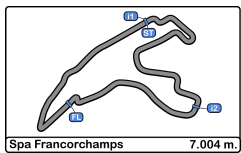


Spa Francorchamps
TCR Europe
Free Practice - 2
Fastest Laps Sequence



| Lap | Time of Day | Session Time | Nº | Driver | Nat | Cat | Team | Nat | Vehicle | Time | Km/h |
|-----|--------------|--------------|-----|-------------------|-----|-----|----------------------|-----|----------------------------|----------|-------|
| 2 | 16:56:31.063 | 6:31.063 | 7 | Mike Halder | | | ALM Motorsport | | Honda Civic Type R FL5 TCR | 3:11.761 | 131.4 |
| 2 | 16:57:21.550 | 7:21.550 | 11 | Jac Constable | | | JH Racing | | Audi RS 3 LMS TC R | 3:09.542 | 133.0 |
| 3 | 17:00:06.297 | 10:06.297 | 111 | Marco Butti | | Y | Monlau Motorsport | | Cupra Leon VZ TCR | 3:08.007 | 134.1 |
| 3 | 17:00:23.164 | 10:23.164 | 11 | Jac Constable | | | JH Racing | | Audi RS 3 LMS TC R | 3:01.614 | 138.8 |
| 3 | 17:01:23.202 | 11:23.202 | 76 | Alex Ley | | Y | BRC Racing Team | | Hyundai Elantra N TC R | 2:53.282 | 145.5 |
| 3 | 17:02:01.396 | 12:01.396 | 85 | Tiago Pernía | | Y | Squadra Martino | | Honda Civic Type R FL5 TCR | 2:52.193 | 146.4 |
| 4 | 17:04:29.802 | 14:29.802 | 12 | Gabriele Covini | | Y | BRC Racing Team | | Hyundai Elantra N TC R | 2:51.750 | 146.8 |
| 4 | 17:04:50.702 | 14:50.702 | 85 | Tiago Pernía | | Y | Squadra Martino | | Honda Civic Type R FL5 TCR | 2:49.306 | 148.9 |
| 5 | 17:07:18.857 | 17:18.857 | 12 | Gabriele Covini | | Y | BRC Racing Team | | Hyundai Elantra N TC R | 2:49.055 | 149.1 |
| 5 | 17:07:38.929 | 17:38.929 | 85 | Tiago Pernía | | Y | Squadra Martino | | Honda Civic Type R FL5 TCR | 2:48.227 | 149.8 |
| 6 | 17:11:17.663 | 21:17.663 | 117 | Adam Shepherd | | | Monlau Motorsport | | Cupra Leon VZ TCR | 2:47.548 | 150.4 |
| 6 | 17:11:19.712 | 21:19.712 | 74 | Victor Weyrich | | | Herreo Racing | | Cupra Leon VZ TCR | 2:45.555 | 152.3 |
| 6 | 17:11:30.417 | 21:30.417 | 27 | Ruben Volt | | Y | ALM Motorsport | | Honda Civic Type R FL5 TCR | 2:45.495 | 152.3 |
| 6 | 17:12:16.226 | 22:16.226 | 76 | Alex Ley | | Y | BRC Racing Team | | Hyundai Elantra N TC R | 2:44.920 | 152.8 |
| 6 | 17:12:44.997 | 22:44.997 | 18 | Michael Markussen | | | Auto Club RC2 Valles | | Honda Civic Type R FL5 TCR | 2:43.988 | 153.7 |
| 7 | 17:14:04.880 | 24:04.880 | 34 | Stian Paulsen | | | Stian Paulsen Racing | | Audi RS 3 LMS TC R | 2:43.312 | 154.3 |
| 7 | 17:14:12.388 | 24:12.388 | 27 | Ruben Volt | | Y | ALM Motorsport | | Honda Civic Type R FL5 TCR | 2:41.971 | 155.6 |
| 7 | 17:14:49.920 | 24:49.920 | 7 | Mike Halder | | | ALM Motorsport | | Honda Civic Type R FL5 TCR | 2:40.704 | 156.8 |
| 7 | 17:14:56.831 | 24:56.831 | 76 | Alex Ley | | Y | BRC Racing Team | | Hyundai Elantra N TC R | 2:40.605 | 156.9 |
| 6 | 17:16:30.949 | 26:30.949 | 87 | Junui Park | | Y | Solite Indigo Racing | | Hyundai Elantra N TC R | 2:40.504 | 157.0 |
| 7 | 17:16:41.237 | 26:41.237 | 69 | Max Hart | | | ALM Motorsport | | Honda Civic Type R FL5 TCR | 2:39.327 | 158.2 |
| 8 | 17:16:50.160 | 26:50.160 | 27 | Ruben Volt | | Y | ALM Motorsport | | Honda Civic Type R FL5 TCR | 2:37.772 | 159.8 |
| 8 | 17:17:33.297 | 27:33.297 | 76 | Alex Ley | | Y | BRC Racing Team | | Hyundai Elantra N TC R | 2:36.466 | 161.1 |
| 6 | 17:17:52.803 | 27:52.803 | 111 | Marco Butti | | Y | Monlau Motorsport | | Cupra Leon VZ TCR | 2:35.929 | 161.7 |
| 8 | 17:19:15.732 | 29:15.732 | 69 | Max Hart | | | ALM Motorsport | | Honda Civic Type R FL5 TCR | 2:34.495 | 163.2 |
| 7 | 17:19:33.491 | 29:33.491 | 97 | Junesung Park | | | Solite Indigo Racing | | Hyundai Elantra N TC R | 2:34.408 | 163.2 |
| 9 | 17:19:57.794 | 29:57.794 | 7 | Mike Halder | | | ALM Motorsport | | Honda Civic Type R FL5 TCR | 2:32.869 | 164.9 |
| 9 | 17:21:47.648 | 31:47.648 | 69 | Max Hart | | | ALM Motorsport | | Honda Civic Type R FL5 TCR | 2:31.916 | 165.9 |
| 10 | 17:22:28.759 | 32:28.759 | 7 | Mike Halder | | | ALM Motorsport | | Honda Civic Type R FL5 TCR | 2:30.965 | 167.0 |





Spa Francorchamps
TCR Europe
Free Practice - 2
Pit Stop Analysis



7 Mike Halder Honda Civic Type R FL5 TCR
 ALM Motorsport

| N° | In Day Time | In Time | Out Time | Pit Time | T. Pit Time | Handicap | Diff. |
|----|--------------|--------------|--------------|-----------|-------------|----------|-------|
| 1 | 16:56:57.042 | 16:56:57.042 | 17:09:37.514 | 12:40.472 | 12:40.472 | | |

9 Tom Chiappe Cupra Leon VZ TCR
 SP Competition

| N° | In Day Time | In Time | Out Time | Pit Time | T. Pit Time | Handicap | Diff. |
|----|--------------|--------------|--------------|-----------|-------------|----------|-------|
| 1 | 17:00:35.318 | 17:00:35.318 | 17:12:47.502 | 12:12.184 | 12:12.184 | | |

10 Viktor Andersson Cupra Leon VZ TCR
 Y Monlau Motorsport

| N° | In Day Time | In Time | Out Time | Pit Time | T. Pit Time | Handicap | Diff. |
|----|--------------|--------------|--------------|-----------|-------------|----------|-------|
| 1 | 16:54:11.557 | 16:54:11.557 | 17:17:15.420 | 23:03.863 | 23:03.863 | | |

12 Gabriele Covini Hyundai Elantra N TC R
 Y BRC Racing Team

| N° | In Day Time | In Time | Out Time | Pit Time | T. Pit Time | Handicap | Diff. |
|----|--------------|--------------|--------------|-----------|-------------|----------|-------|
| 1 | 16:53:33.757 | 16:53:33.757 | 17:09:27.326 | 15:53.569 | 15:53.569 | | |

22 Giacomo Prandelli Audi RS 3 LMS TC R
 Aikoa Racing

| N° | In Day Time | In Time | Out Time | Pit Time | T. Pit Time | Handicap | Diff. |
|----|--------------|--------------|--------------|-----------|-------------|----------|-------|
| 1 | 16:57:42.007 | 16:57:42.007 | 17:13:47.514 | 16:05.507 | 16:05.507 | | |

33 Santiago Concepción Audi RS 3 LMS TC R
 Y Aikoa Racing

| N° | In Day Time | In Time | Out Time | Pit Time | T. Pit Time | Handicap | Diff. |
|----|--------------|--------------|--------------|-----------|-------------|----------|-------|
| 1 | 16:54:25.273 | 16:54:25.273 | 17:16:34.613 | 22:09.340 | 22:09.340 | | |

37 Victor Chan Honda Civic Type R FL5 TCR
 Auto Club RC2 Valles

| N° | In Day Time | In Time | Out Time | Pit Time | T. Pit Time | Handicap | Diff. |
|----|--------------|--------------|--------------|-----------|-------------|----------|-------|
| 1 | 16:57:43.612 | 16:57:43.612 | 17:09:51.872 | 12:08.260 | 12:08.260 | | |
| 2 | 17:08:12.845 | 17:08:12.845 | 17:19:02.398 | 10:49.553 | 10:49.553 | | |

69 Max Hart Honda Civic Type R FL5 TCR
 ALM Motorsport

| N° | In Day Time | In Time | Out Time | Pit Time | T. Pit Time | Handicap | Diff. |
|----|--------------|--------------|--------------|-----------|-------------|----------|-------|
| 1 | 16:53:43.896 | 16:53:43.896 | 17:11:33.711 | 17:49.815 | 17:49.815 | | |

72 Sandro Pelatti Cupra Leon VZ TCR
 D SP Competition

| N° | In Day Time | In Time | Out Time | Pit Time | T. Pit Time | Handicap | Diff. |
|----|--------------|--------------|--------------|----------|-------------|----------|-------|
| 1 | 17:02:05.171 | 17:02:05.171 | 17:08:25.980 | 6:20.809 | 6:20.809 | | |

73 Victor Fernández Honda Civic Type R FL5 TCR
 D Auto Club RC2 Valles

| N° | In Day Time | In Time | Out Time | Pit Time | T. Pit Time | Handicap | Diff. |
|----|--------------|--------------|--------------|-----------|-------------|----------|-------|
| 1 | 16:54:34.333 | 16:54:34.333 | 17:17:55.540 | 23:21.207 | 23:21.207 | | |

74 Victor Weyrich Cupra Leon VZ TCR
 Herreo Racing

| N° | In Day Time | In Time | Out Time | Pit Time | T. Pit Time | Handicap | Diff. |
|----|--------------|--------------|--------------|-----------|-------------|----------|-------|
| 1 | 16:57:45.373 | 16:57:45.373 | 17:13:39.843 | 15:54.470 | 15:54.470 | | |

85 Tiago Pernia Honda Civic Type R FL5 TCR
 Y Squadra Martino

| N° | In Day Time | In Time | Out Time | Pit Time | T. Pit Time | Handicap | Diff. |
|----|--------------|--------------|--------------|-----------|-------------|----------|-------|
| 1 | 16:54:09.577 | 16:54:09.577 | 17:10:49.332 | 16:39.755 | 16:39.755 | | |
| 2 | 17:08:02.123 | 17:08:02.123 | 17:15:11.647 | 7:09.524 | 7:09.524 | | |

87 Junui Park Hyundai Elantra N TC R
 Y Solite Indigo Racing

| N° | In Day Time | In Time | Out Time | Pit Time | T. Pit Time | Handicap | Diff. |
|----|--------------|--------------|--------------|-----------|-------------|----------|-------|
| 1 | 16:53:41.020 | 16:53:41.020 | 17:11:15.852 | 17:34.832 | 17:34.832 | | |

97 Junesung Park Hyundai Elantra N TC R
 Solite Indigo Racing

| N° | In Day Time | In Time | Out Time | Pit Time | T. Pit Time | Handicap | Diff. |
|----|--------------|--------------|--------------|-----------|-------------|----------|-------|
| 1 | 16:53:42.684 | 16:53:42.684 | 17:08:56.694 | 15:14.010 | 15:14.010 | | |

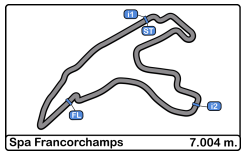
111 Marco Butti Cupra Leon VZ TCR
 Y Monlau Motorsport

| N° | In Day Time | In Time | Out Time | Pit Time | T. Pit Time | Handicap | Diff. |
|----|--------------|--------------|--------------|----------|-------------|----------|-------|
| 1 | 17:00:32.735 | 17:00:32.735 | 17:09:56.157 | 9:23.422 | 9:23.422 | | |
| 2 | 17:18:15.041 | 17:18:15.041 | 17:18:42.300 | 27.259 | 9:50.681 | | |

117 Adam Shepherd Cupra Leon VZ TCR
 Monlau Motorsport

| N° | In Day Time | In Time | Out Time | Pit Time | T. Pit Time | Handicap | Diff. |
|----|--------------|--------------|--------------|-----------|-------------|----------|-------|
| 1 | 16:57:33.688 | 16:57:33.688 | 17:13:47.720 | 16:14.032 | 16:14.032 | | |

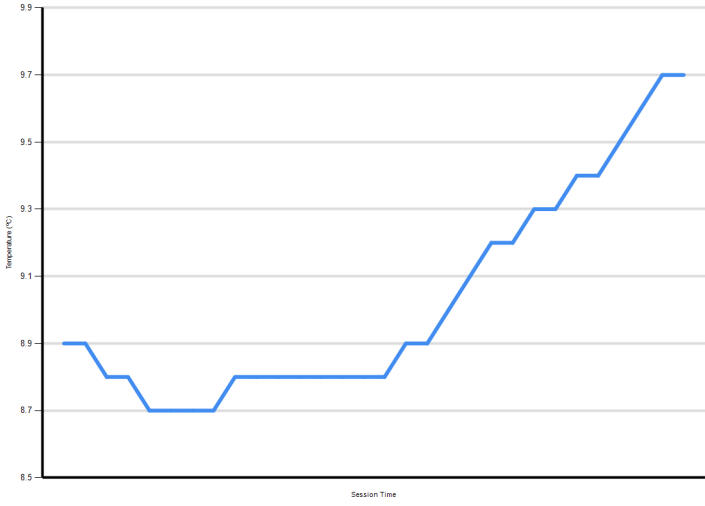




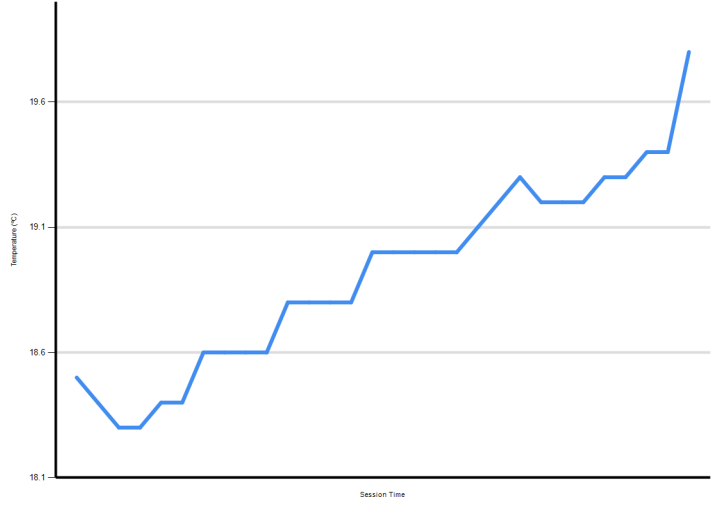
Spa Francorchamps
TCR Europe
Free Practice - 2
Weather Report



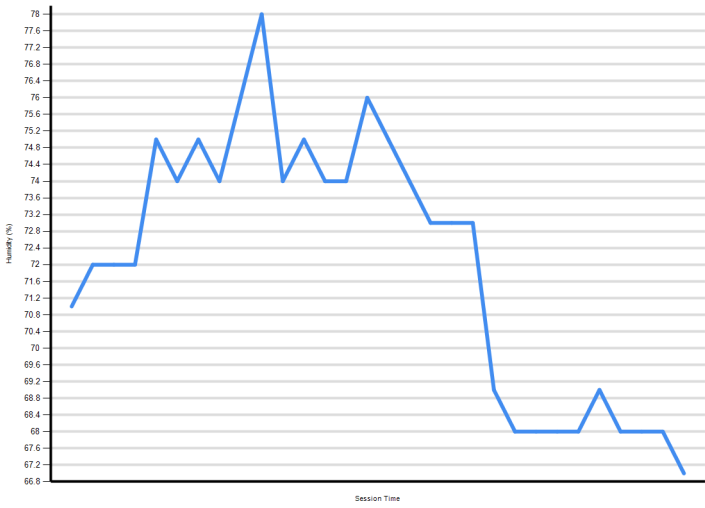
Air Temperature



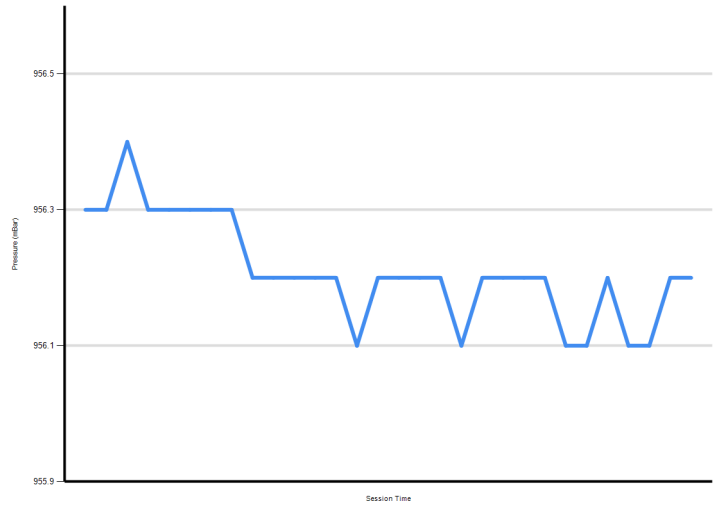
Track Temperature



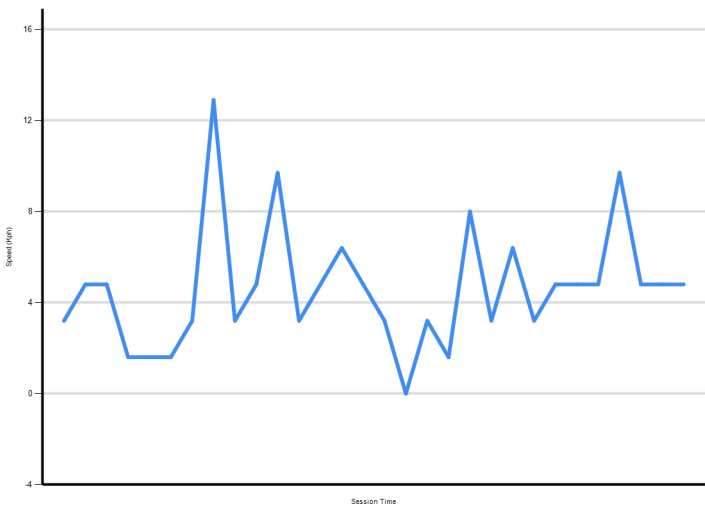
Humidity



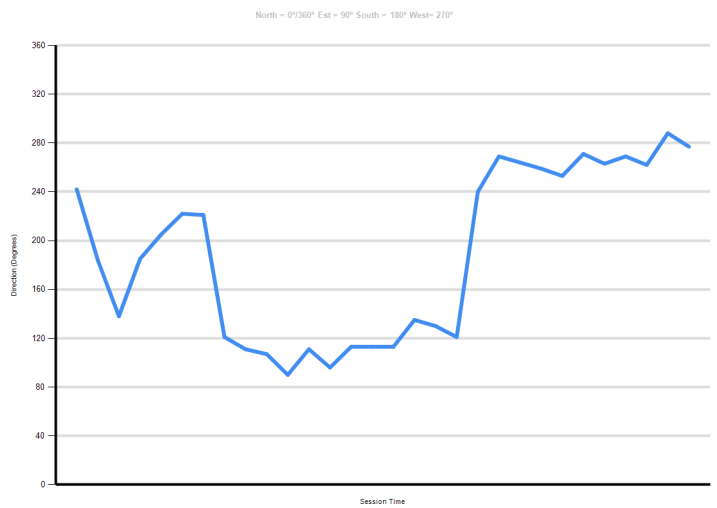
Pressure

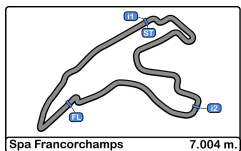


Wind Speed



Wind direction





Spa Francorchamps
TCR Europe
Free Practice - 1 - 2
Combined Results



| Cls | N° | Driver | Nat | Cat | Clas | Team | Nat | Vehicle | Laps | FP1 | FP2 | Best | Gap | Interval | Km/h |
|-----|----|---------------------|-----|-----|------|----------------------|-----|----------------------------|------|-------------|---------------|------------|---------|----------|-------|
| 1 | 17 | Nicolas Taylor | CAN | Y | 1 | PMA Motorsport | ITA | Audi RS 3 LMS TC R | 20 | 2:28.601 | 8 2:32.985 10 | 2:28.601 | | | 169.6 |
| 2 | 76 | Alex Ley | GBR | Y | 2 | BRC Racing Team | ITA | Hyundai Elantra N TC R | 18 | 2:29.171 | 5 2:35.575 9 | 2:29.171 | 0.570 | 0.570 | 169.0 |
| 3 | 8 | Nicola Baldan | ITA | | | PMA Motorsport | ITA | Audi RS 3 LMS TC R | 19 | 2:29.281 | 9 2:35.957 9 | 2:29.281 | 0.680 | 0.110 | 168.9 |
| 4 | 11 | Marco Butti | ITA | Y | 3 | Monlau Motorsport | ESP | Cupra Leon VZ TCR | 17 | 2:29.321 | 9 2:35.929 6 | 2:29.321 | 0.720 | 0.040 | 168.8 |
| 5 | 11 | Adam Shepherd | GBR | | | Monlau Motorsport | ESP | Cupra Leon VZ TCR | 20 | 2:29.338 | 10 2:33.640 9 | 2:29.338 | 0.737 | 0.017 | 168.8 |
| 6 | 7 | Mike Halder | GBR | | | ALM Motorsport | EST | Honda Civic Type R FLS TCR | 20 | 2:29.880 | 6 2:30.965 10 | 2:29.880 | 1.279 | 0.542 | 168.2 |
| 7 | 69 | Max Hart | ITA | | | ALM Motorsport | EST | Honda Civic Type R FLS TCR | 18 | 2:30.180 | 6 2:31.916 9 | 2:30.180 | 1.579 | 0.300 | 167.8 |
| 8 | 10 | Viktor Andersson | SWE | Y | 4 | Monlau Motorsport | ESP | Cupra Leon VZ TCR | 18 | 2:30.184 | 5 2:36.535 7 | 2:30.184 | 1.583 | 0.004 | 167.8 |
| 9 | 12 | Gabriele Covini | ITA | Y | 5 | BRC Racing Team | ITA | Hyundai Elantra N TC R | 18 | 2:30.328 | 4 2:42.273 7 | 2:30.328 | 1.727 | 0.144 | 167.7 |
| 10 | 33 | Santiago Concepción | ESP | Y | 6 | Aikoa Racing | ITA | Audi RS 3 LMS TC R | 16 | 2:31.014 | 5 2:33.144 9 | 2:31.014 | 2.413 | 0.686 | 166.9 |
| 11 | 18 | Michael Markussen | DNK | | | Auto Club RC2 Valles | ESP | Honda Civic Type R FLS TCR | 19 | 2:31.024 | 10 2:38.672 8 | 2:31.024 | 2.423 | 0.010 | 166.9 |
| 12 | 22 | Giacomo Prandelli | ITA | | | Aikoa Racing | ITA | Audi RS 3 LMS TC R | 19 | 2:31.200 | 6 2:43.995 8 | 2:31.200 | 2.599 | 0.176 | 166.7 |
| 13 | 19 | Felipe Fernández | ESP | | | Auto Club RC2 Valles | ESP | Honda Civic Type R FLS TCR | 17 | 2:31.410 | 3 2:46.291 6 | 2:31.410 | 2.809 | 0.210 | 166.5 |
| 14 | 11 | Jac Constable | GBR | | | JH Racing | GBR | Audi RS 3 LMS TC R | 19 | 2:32.209 | 6 2:37.528 10 | 2:32.209 | 3.608 | 0.799 | 165.6 |
| 15 | 97 | Junesung Park | KOR | | | Solite Indigo Racing | KOR | Hyundai Elantra N TC R | 7 | | 2:34.408 7 | 2:34.408 | 5.807 | 2.199 | 163.2 |
| 16 | 34 | Stian Paulsen | NOR | | | Stian Paulsen Racing | NOR | Audi RS 3 LMS TC R | 10 | | 2:34.722 10 | 2:34.722 | 6.121 | 0.314 | 162.9 |
| 17 | 87 | Junui Park | KOR | Y | 7 | Solite Indigo Racing | KOR | Hyundai Elantra N TC R | 8 | | 2:35.934 7 | 2:35.934 | 7.333 | 1.212 | 161.6 |
| 18 | 85 | Tiago Pernía | ARG | Y | 8 | Squadra Martino | ARG | Honda Civic Type R FLS TCR | 18 | 3:05.542 8 | 2:37.592 8 | 2:37.592 | 8.991 | 1.658 | 159.9 |
| 19 | 27 | Ruben Volt | EST | Y | 9 | ALM Motorsport | EST | Honda Civic Type R FLS TCR | 20 | 4:21.953 6 | 2:37.772 8 | 2:37.772 | 9.171 | 0.180 | 159.8 |
| 20 | 74 | Victor Weyrich | FRA | | | Herreo Racing | FRA | Cupra Leon VZ TCR | 18 | 6:16.594 5 | 2:37.939 8 | 2:37.939 | 9.338 | 0.167 | 159.6 |
| 21 | 72 | Sandro Pelatti | ITA | D | 1 | SP Competition | FRA | Cupra Leon VZ TCR | 16 | 2:39.891 4 | 3:00.166 5 | 2:39.891 | 11.290 | 1.952 | 157.6 |
| 22 | 37 | Victor Chan | HKG | | | Auto Club RC2 Valles | ESP | Honda Civic Type R FLS TCR | 18 | 2:54.620 2 | 2:52.631 4 | 2:52.631 | 24.030 | 12.740 | 146.0 |
| 23 | 73 | Victor Fernández | ESP | D | 2 | Auto Club RC2 Valles | ESP | Honda Civic Type R FLS TCR | 16 | 3:20.690 9 | 2:53.358 5 | 2:53.358 | 24.757 | 0.727 | 145.4 |
| 24 | 9 | Tom Chiappe | FRA | | | SP Competition | FRA | Cupra Leon VZ TCR | 14 | 12:03:28. 1 | 16:53:38. 1 | 12:03:28.0 | 1778846 | 1778846 | 00.0 |

*** PENALTIES**

SOME LAP TIMES DELETED DUE TRACK LIMITS

SOME LAP TIMES DELETED DUE TRACK LIMITS

AFTER REVIEW CAR 117 REINSTATED LAP TIME

Published at:.....

Race Director:

Dino Aldo Lodola

ACI 398865

Timekeeper:

Luis Garcia

JCR-2654-ESP/M



CIRCUIT DE SPA
FRANCORCHAMPS