

Spa Francorchamps
TCR Europe
Free Practice - 1
Provisional Results



Clas	Nº	Driver	Nat	Cat	Clas	Team	Nat	Vehicle	Laps	Best	Time	Gap	Interval	Km/h
1	17	Nicolas Taylor	CAN	Y	1	PMA Motorsport	ITA	Audi RS 3 LMS TC R	10	8	2:28.601			169.6
2	76	Alex Ley	GBR	Y	2	BRC Racing Team	ITA	Hyundai Elantra N TC R	9	5	2:29.171	0.570	0.570	169.0
3	8	Nicola Baldan	ITA			PMA Motorsport	ITA	Audi RS 3 LMS TC R	10	9	2:29.281	0.680	0.110	168.9
4	111	Marco Butti	ITA	Y	3	Monlau Motorsport	ESP	Cupra Leon VZ TCR	10	9	2:29.321	0.720	0.040	168.8
5	7	Mike Halder	GER			ALM Motorsport	EST	Honda Civic Type R FL5 TCR	10	6	2:29.880	1.279	0.559	168.2
6	33	Santiago Concepción	ESP	Y	4	Aikoa Racing	ITA	Audi RS 3 LMS TC R	7	7	2:30.124	1.523	0.244	167.9
7	69	Max Hart	IRL			ALM Motorsport	EST	Honda Civic Type R FL5 TCR	9	6	2:30.180	1.579	0.056	167.8
8	10	Viktor Andersson	SWE	Y	5	Monlau Motorsport	ESP	Cupra Leon VZ TCR	11	5	2:30.184	1.583	0.004	167.8
9	12	Gabriele Covini	ITA	Y	6	BRC Racing Team	ITA	Hyundai Elantra N TC R	8	4	2:30.328	1.727	0.144	167.7
10	18		DNK			Auto Club RC2 Valles	ESP	Honda Civic Type R FL5 TCR	10	10	2:31.024	2.423	0.696	166.9
11	22	Giacomo Prandelli	ITA			Aikoa Racing	ITA	Audi RS 3 LMS TC R	10	6	2:31.200	2.599	0.176	166.7
12	19	Felipe Fernández	ESP			Auto Club RC2 Valles	ESP	Honda Civic Type R FL5 TCR	8	3	2:31.410	2.809	0.210	166.5
13	117	Adam Shepherd	GBR			Monlau Motorsport	ESP	Cupra Leon VZ TCR	11	4	2:31.545	2.944	0.135	166.3
14	11	Jac Constable	GBR			JH Racing	GBR	Audi RS 3 LMS TC R	8	6	2:32.209	3.608	0.664	165.6
15	72	Sandro Pelatti	ITA	D	1	SP Competition	FRA	Cupra Leon VZ TCR	9	4	2:39.891	11.290	7.682	157.6
16	37	Victor Chan	HKG			Auto Club RC2 Valles	ESP	Honda Civic Type R FL5 TCR	9	2	2:54.620	26.019	14.729	144.3
17	85	Tiago Pernía	ARG	Y	7	Squadra Martino	ARG	Honda Civic Type R FL5 TCR	10	8	3:05.542	36.941	10.922	135.8
18	73	Victor Fernández	ESP	D	2	Auto Club RC2 Valles	ESP	Honda Civic Type R FL5 TCR	9	9	3:20.690	52.089	15.148	125.6
19	27	Ruben Volt	EST	Y	8	ALM Motorsport	EST	Honda Civic Type R FL5 TCR	10	6	4:21.953	1:53.352	1:01.263	96.2
20	74	Victor Weyrich	FRA			Herreo Racing	FRA	Cupra Leon VZ TCR	9	5	6:16.594	3:47.993	1:54.641	66.9
21	9	Tom Chiappe	FRA			SP Competition	FRA	Cupra Leon VZ TCR	6	1	12:03:28.063	12:00:59.	11:57:11.	00.0

*** PENALTIES**

SOME LAP TIMES DELETED DUE TRACK LIMITS

Published at:.....

Track Temp: 21.8 °C Air Temp: 9.4 °C Humidity: 59 % Track Status: WET

Race Director:

Dino Aldo Lodola

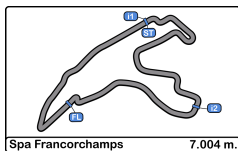
ACI 398865

Timekeeper:

Luis Garcia

JCR-2654-ESP/M





Spa Francorchamps
TCR Europe
Free Practice - 1



Provisional Results by Category

Clas	Nº	Driver	Nat	Cat	Clas	Team	Nat	Vehicle	Laps	Best	Time	Gap	Interval	Km/h
1	8	Nicola Baldan	ITA			PMA Motorsport	ITA	Audi RS 3 LMS TC R	10	9	2:29.281			168.9
2	7	Mike Halder	GER			ALM Motorsport	EST	Honda Civic Type R FL5 TCR	10	6	2:29.880	0.599	0.599	168.2
3	69	Max Hart	BL			ALM Motorsport	EST	Honda Civic Type R FL5 TCR	9	6	2:30.180	0.899	0.300	167.8
4	18		DNK			Auto Club RC2 Valles	ESP	Honda Civic Type R FL5 TCR	10	10	2:31.024	1.743	0.844	166.9
5	22	Giacomo Prandelli	ITA			Aikoa Racing	ITA	Audi RS 3 LMS TC R	10	6	2:31.200	1.919	0.176	166.7
6	19	Felipe Fernández	ESP			Auto Club RC2 Valles	ESP	Honda Civic Type R FL5 TCR	8	3	2:31.410	2.129	0.210	166.5
7	117	Adam Shepherd	GBR			Monlau Motorsport	ESP	Cupra Leon VZ TCR	11	4	2:31.545	2.264	0.135	166.3
8	11	Jac Constable	GBR			JH Racing	GBR	Audi RS 3 LMS TC R	8	6	2:32.209	2.928	0.664	165.6
9	37	Victor Chan	HKG			Auto Club RC2 Valles	ESP	Honda Civic Type R FL5 TCR	9	2	2:54.620	25.339	22.411	144.3
10	74	Victor Weyrich	FRA			Herreo Racing	FRA	Cupra Leon VZ TCR	9	5	6:16.594	3:47.313	3:21.974	66.9
11	9	Tom Chiappe	FRA			SP Competition	FRA	Cupra Leon VZ TCR	6	1	12:03:28.063	12:00:58.	11:57:11.	00.0

Y

Clas	Nº	Driver	Nat	Cat	Clas	Team	Nat	Vehicle	Laps	Best	Time	Gap	Interval	Km/h
1	17	Nicolas Taylor	CAN	Y	1	PMA Motorsport	ITA	Audi RS 3 LMS TC R	10	8	2:28.601			169.6
2	76	Alex Ley	GBR	Y	2	BRC Racing Team	ITA	Hyundai Elantra N TC R	9	5	2:29.171	0.570	0.570	169.0
3	111	Marco Butti	ITA	Y	3	Monlau Motorsport	ESP	Cupra Leon VZ TCR	10	9	2:29.321	0.720	0.150	168.8
4	33	Santiago Concepción	ESP	Y	4	Aikoa Racing	ITA	Audi RS 3 LMS TC R	7	7	2:30.124	1.523	0.803	167.9
5	10	Viktor Andersson	SWE	Y	5	Monlau Motorsport	ESP	Cupra Leon VZ TCR	11	5	2:30.184	1.583	0.060	167.8
6	12	Gabriele Covini	ITA	Y	6	BRC Racing Team	ITA	Hyundai Elantra N TC R	8	4	2:30.328	1.727	0.144	167.7
7	85	Tiago Pernía	ARG	Y	7	Squadra Martino	ARG	Honda Civic Type R FL5 TCR	10	8	3:05.542	36.941	35.214	135.8
8	27	Ruben Volt	EST	Y	8	ALM Motorsport	EST	Honda Civic Type R FL5 TCR	10	6	4:21.953	1:53.352	1:16.411	96.2

D

Clas	Nº	Driver	Nat	Cat	Clas	Team	Nat	Vehicle	Laps	Best	Time	Gap	Interval	Km/h
1	72	Sandro Pelatti	ITA	D	1	SP Competition	FRA	Cupra Leon VZ TCR	9	4	2:39.891			157.6
2	73	Víctor Fernández	ESP	D	2	Auto Club RC2 Valles	ESP	Honda Civic Type R FL5 TCR	9	9	3:20.690	40.799	40.799	125.6

*** PENALTIES**

SOME LAP TIMES DELETED DUE TRACK LIMITS

Published at:.....

Track Temp: 21.8 °C Air Temp: 9.4 °C Humidity: 59 % Track Status: WET

Race Director:

Dino Aldo Lodola

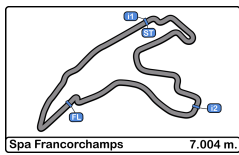
ACI 398865

Timekeeper:

Luis Garcia

JCR-2654-ESP/M





Spa Francorchamps
TCR Europe
Free Practice - 1
Lap Analysis



7 Mike Halder Honda Civic Type R FL5 TCR 11 Jac Constable Audi RS 3 LMS TC R
ALM Motorsport JH Racing

Lap D	Time	Sector 1	Sector 2	Sector 3	T. Spd	Elapsed	Lap D	Time	Sector 1	Sector 2	Sector 3	T. Spd	Elapsed
1	12:02:51.252	12:00:46.115	1:21.632	43.505	160.4	12:02:51.252	1	12:03:37.389	12:01:31.905	1:22.517	42.967	154.9	12:03:37.389
2	2:56.172	47.004	1:22.497	46.671	203.0	12:05:47.424	2	5:40.451	3:46.950	1:13.472	40.029	205.7	12:09:17.840
3	4:31.743	2:40.893	1:10.659	40.191	224.5	12:10:19.167	3	2:33.571	44.360	1:10.703	38.508	231.2	12:11:51.411
4	2:36.790	45.748	1:10.162	40.880	203.0	12:12:55.957	4	2:32.046	43.476	1:10.117	38.453	233.2	12:14:23.457
5	3:32.848	1:44.513	1:09.829	38.506	227.3	12:16:28.805	5	2:32.056	43.320	1:09.982	38.753	240.0	12:16:55.512
6	2:29.880	42.661	1:09.104	38.115	240.0	12:18:58.685	6	2:32.209	43.586	1:10.173	38.450	240.0	12:19:27.721
7	2:29.043	42.504	1:08.671	37.868	242.6	12:21:27.728	7	2:32.635	43.396	1:10.638	38.601	241.0	12:22:00.356
8	2:28.804	42.380	1:08.542	37.882	243.7	12:23:56.532	8	2:34.713	43.434	1:11.009	40.270	237.3	12:24:35.069
9	2:32.275	42.267	1:08.803	41.205	244.3	12:26:28.807	12 Gabriele Covini Hyundai Elantra N TC R						
10	4:22.480	2:34.173	1:10.157	38.150	218.6	12:30:51.287	Y BRC Racing Team						

8 Nicola Baldan Audi RS 3 LMS TC R PMA Motorsport

Lap D	Time	Sector 1	Sector 2	Sector 3	T. Spd	Elapsed	Lap D	Time	Sector 1	Sector 2	Sector 3	T. Spd	Elapsed
1	12:02:55.517	12:00:51.092	1:19.781	44.644	169.8	12:02:55.517	1	12:02:47.064	12:00:42.061	1:20.641	44.362	142.4	12:02:47.064
2	5:06.792	3:13.679	1:13.366	39.747	221.3	12:08:02.309	2	5:56.471	4:05.699	1:11.982	38.790	216.4	12:08:43.535
3	2:30.542	42.734	1:09.259	38.549	247.7	12:10:32.851	3	2:29.877	42.024	1:09.653	38.200	247.1	12:11:13.412
4	2:29.633	42.034	1:09.125	38.474	251.1	12:13:02.484	4	2:30.328	41.945	1:09.355	39.028	247.7	12:13:43.740
5	2:30.404	42.097	1:09.631	38.676	248.8	12:15:32.888	5	2:29.997	41.886	1:09.763	38.348	248.8	12:16:13.737
6	2:31.916	42.873	1:10.088	38.955	245.4	12:18:04.804	6	8:55.499	7:02.476	1:14.444	38.579	176.7	12:25:09.236
7	5:32.979	3:40.239	1:13.427	39.313	205.3	12:23:37.783	7	2:28.843	41.774	1:08.981	38.088	247.7	12:27:38.079
8	2:43.174	41.844	1:13.624	47.706	250.0	12:26:20.957	8	2:34.572	44.775	1:11.380	38.417	195.6	12:30:12.651
9	2:29.281	41.944	1:08.941	38.396	248.8	12:28:50.238	17 Nicolas Taylor Audi RS 3 LMS TC R						
10	3:05.325	47.268	1:25.145	52.912	146.9	12:31:55.563	Y PMA Motorsport						

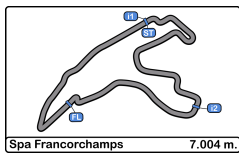
9 Tom Chiappe Cupra Leon VZ TCR SP Competition

Lap D	Time	Sector 1	Sector 2	Sector 3	T. Spd	Elapsed	Lap D	Time	Sector 1	Sector 2	Sector 3	T. Spd	Elapsed
1	12:03:28.063	12:01:16.489	1:27.014	44.560	123.7	12:03:28.063	1	12:02:54.412	12:00:49.464	1:20.463	44.485	171.9	12:02:54.412
2	5:26.832	3:30.270	1:14.928	41.634	181.5	12:08:54.895	2	5:13.851	3:20.301	1:14.178	39.372	208.8	12:08:08.263
3	2:38.051	44.420	1:12.119	41.512	219.0	12:11:32.946	3	2:30.051	42.188	1:09.867	37.996	251.7	12:10:38.314
4	2:39.920	45.101	1:13.613	41.206	217.3	12:14:12.866	4	2:28.871	41.559	1:09.495	37.817	254.1	12:13:07.185
5	7:43.446	5:50.502	1:12.851	40.093	212.1	12:21:56.312	5	2:29.794	42.018	1:09.615	38.161	251.1	12:15:36.979
6	2:40.961	46.529	1:13.643	40.789	202.6	12:24:37.273	6	2:29.718	41.577	1:09.922	38.219	254.1	12:18:06.697
							7	4:34.717	2:41.217	1:13.342	40.158	204.5	12:22:41.414
							8	2:28.601	41.826	1:08.790	37.985	248.8	12:25:10.015
							9	2:29.101	41.718	1:09.095	38.288	250.0	12:27:39.116
							10	2:41.470	41.797	1:15.305	44.368	250.5	12:30:20.586

10 Viktor Andersson Cupra Leon VZ TCR 18 Honda Civic Type R FL5 TCR
Monlau Motorsport Auto Club RC2 Valles

Lap D	Time	Sector 1	Sector 2	Sector 3	T. Spd	Elapsed	Lap D	Time	Sector 1	Sector 2	Sector 3	T. Spd	Elapsed
1	12:03:34.010	12:01:24.662	1:24.585	44.763	132.5	12:03:34.010	1	12:03:14.938	12:01:08.002	1:23.468	43.468	108.8	12:03:14.938
2	2:42.976	45.985	1:14.408	42.583	190.4	12:06:16.986	2	2:47.329	46.837	1:18.715	41.777	199.2	12:06:02.267
3	2:44.792	45.447	1:17.060	42.285	198.5	12:09:01.778	3	2:33.266	43.860	1:10.744	38.662	232.7	12:08:35.533
4	2:41.500	44.215	1:17.752	39.533	175.8	12:11:43.278	4	2:31.928	43.685	1:09.516	38.727	226.4	12:11:07.461
5	2:30.184	42.353	1:09.488	38.343	244.8	12:14:13.462	5	2:31.457	43.486	1:09.466	38.505	238.9	12:13:38.918
6	4:48.478	2:56.000	1:13.802	38.676	215.5	12:19:01.940	6	6:54.149	5:05.191	1:10.199	38.759	227.8	12:20:33.067
7	2:29.314	41.905	1:09.378	38.031	247.7	12:21:31.254	7	2:31.084	43.450	1:09.209	38.422	238.4	12:23:04.148
8	2:29.258	42.025	1:09.286	37.947	246.5	12:24:00.512	8	2:30.158	42.788	1:09.233	38.137	243.2	12:25:34.306
9	2:29.155	42.042	1:09.176	37.937	247.7	12:26:29.667	9	2:30.389	43.128	1:09.011	38.250	242.6	12:28:04.695
10	2:29.951	42.128	1:09.535	38.288	246.5	12:28:59.618	10	2:31.024	42.963	1:09.378	38.683	242.6	12:30:35.719
11	3:48.004	1:43.676	1:17.697	46.631	157.2	12:32:47.622							





Spa Francorchamps
TCR Europe
Free Practice - 1
Lap Analysis



19 Felipe Fernández Honda Civic Type R FL5 TCR 37 Victor Chan Honda Civic Type R FL5 TCR
Auto Club RC2 Valles Auto Club RC2 Valles

Lap	D	Time	Sector 1	Sector 2	Sector 3	T. Spd	Elapsed	Lap	D	Time	Sector 1	Sector 2	Sector 3	T. Spd	Elapsed
1		12:03:12.688	12:01:05.535	1:22.824	44.329	134.4	12:03:12.688	1		12:03:46.605	12:01:21.728	1:34.285	50.592	124.1	12:03:46.605
2		4:46.054	2:53.221	1:13.387	39.446	210.5	12:07:58.742	2		2:54.620	51.814	1:18.134	44.672	202.2	12:06:41.225
3		2:31.410	42.571	1:10.312	38.527	243.7	12:10:30.152	3		4:27.086	2:28.424	1:16.887	41.775	129.9	12:11:08.311
4		2:29.605	42.275	1:09.057	38.273	244.8	12:12:59.757	4		2:38.140	43.834	1:11.320	42.956	237.3	12:13:46.421
5		2:38.307	42.991	1:14.392	40.924	194.5	12:15:38.064	5		2:32.744	43.816	1:10.000	38.928	242.1	12:16:19.165
6		7:48.730	5:48.933	1:16.754	43.043	205.7	12:23:26.794	6		2:32.285	42.659	1:10.461	39.165	243.2	12:18:51.450
7		2:30.540	41.830	1:09.311	39.399	247.7	12:25:57.334	7		2:33.684	42.918	1:10.414	40.352	241.0	12:21:25.134
8		2:31.858	41.861	1:11.096	38.901	247.1	12:28:29.192	8		4:25.692	2:33.305	1:12.919	39.468	200.0	12:25:50.826
9								9		2:33.090	42.652	1:11.524	38.914	241.6	12:28:23.916

22 Giacomo Prandelli Audi RS 3 LMS TC R 69 Max Hart Honda Civic Type R FL5 TCR
Aikoa Racing ALM Motorsport

Lap	D	Time	Sector 1	Sector 2	Sector 3	T. Spd	Elapsed	Lap	D	Time	Sector 1	Sector 2	Sector 3	T. Spd	Elapsed
1		12:03:07.956	12:00:59.699	1:22.315	45.942	157.4	12:03:07.956	1		12:02:52.077	12:00:46.476	1:21.916	43.685	158.1	12:02:52.077
2		2:44.087	47.256	1:13.115	43.716	213.8	12:05:52.043	2		4:33.510	2:41.750	1:12.257	39.503	225.0	12:07:25.587
3		5:10.043	3:18.013	1:12.569	39.461	217.3	12:11:02.086	3		2:33.739	43.354	1:10.111	40.274	240.0	12:09:59.326
4		2:32.974	42.006	1:10.389	40.579	246.5	12:13:35.060	4		2:30.556	42.776	1:09.310	38.470	240.5	12:12:29.882
5		2:34.168	42.917	1:10.440	40.811	243.2	12:16:09.228	5		2:29.997	42.563	1:08.832	38.602	244.3	12:14:59.879
6		2:31.200	42.344	1:10.324	38.532	244.8	12:18:40.428	6		2:30.180	42.447	1:09.080	38.653	245.4	12:17:30.059
7		5:02.539	3:07.190	1:14.511	40.838	197.4	12:23:42.967	7		2:31.076	42.627	1:10.050	38.399	243.2	12:20:01.135
8		2:30.344	42.664	1:09.470	38.207	242.6	12:26:13.308	8		2:30.983	42.572	1:09.685	38.726	243.2	12:22:32.118
9		2:30.970	42.239	1:09.624	38.207	243.2	12:28:43.378	9		2:47.910	42.985	1:19.800	45.125	180.9	12:25:20.028
10		2:31.042	42.297	1:09.668	39.077	243.7	12:31:14.420								

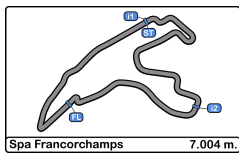
27 Ruben Volt Honda Civic Type R FL5 TCR 72 Sandro Pelatti Cupra Leon VZ TCR
Y ALM Motorsport D SP Competition

Lap	D	Time	Sector 1	Sector 2	Sector 3	T. Spd	Elapsed	Lap	D	Time	Sector 1	Sector 2	Sector 3	T. Spd	Elapsed
1		12:02:49.267	12:00:45.212	1:20.829	43.226	170.8	12:02:49.267	1		12:03:50.620	12:01:36.035	1:28.309	46.276	177.9	12:03:50.620
2		4:22.106	2:29.182	1:13.500	39.424	220.4	12:07:11.373	2		3:03.791 P	49.015	1:22.251	52.525	218.1	12:06:54.411
3		2:30.543	42.979	1:09.531	38.033	240.5	12:09:41.916	3		6:38.768	4:37.947	1:17.630	43.191	204.5	12:13:33.179
4		2:29.362	41.936	1:09.328	38.098	246.0	12:12:11.278	4		2:39.891	44.906	1:14.054	40.931	208.0	12:16:13.070
5		2:34.489	41.771	1:13.470	39.248	248.2	12:14:45.767	5		2:40.550	44.479	1:13.200	42.871	237.8	12:18:53.620
6		4:21.953	2:19.446	1:21.006	41.501	187.1	12:19:07.720	6		5:30.149	3:30.572	1:17.739	41.838	205.3	12:24:23.769
7		2:28.105	41.649	1:08.308	38.148	249.4	12:21:35.825	7		2:38.460	44.510	1:12.387	41.563	238.4	12:27:02.229
8		4:23.600	2:31.943	1:12.488	39.169	226.4	12:25:59.425	8		2:36.319	44.033	1:12.099	40.187	237.8	12:29:38.548
9		2:30.432	42.225	1:09.553	38.654	244.8	12:28:29.857	9		3:07.256	50.158	1:22.599	54.499	213.0	12:32:45.804
10		2:40.457	45.970	1:14.321	40.166	222.2	12:31:10.314								

33 Santiago Concepción Audi RS 3 LMS TC R 73 Victor Fernández Honda Civic Type R FL5 TCR
Y Aikoa Racing D Auto Club RC2 Valles

Lap	D	Time	Sector 1	Sector 2	Sector 3	T. Spd	Elapsed	Lap	D	Time	Sector 1	Sector 2	Sector 3	T. Spd	Elapsed
1		12:03:35.949	12:01:29.654	1:21.334	44.961	156.9	12:03:35.949	1		12:03:14.644	12:01:06.571	1:23.626	44.447	144.0	12:03:14.644
2		2:42.394	46.533	1:13.676	42.182	200.7	12:06:18.340	2		5:07.685	3:10.054	1:15.803	41.828	217.7	12:08:22.329
3		2:41.737 P	42.868	1:12.428	46.441	218.6	12:09:00.077	3		2:34.718	43.249	1:11.904	39.565	234.2	12:10:57.047
4		6:25.788	4:35.678	1:11.703	38.407	209.7	12:15:25.865	4		2:33.022	42.738	1:10.834	39.450	243.7	12:13:30.069
5		2:31.014	42.102	1:10.510	38.402	246.0	12:17:56.879	5		2:36.858	43.294	1:11.711	41.853	235.8	12:16:06.927
6		4:09.554	9:19.022	1:11.992	38.540	197.8	12:29:06.433	6		8:11.340	6:16.809	1:13.836	40.695	216.4	12:24:18.267
7		2:30.124	41.871	1:09.819	38.434	244.3	12:31:36.557	7		2:32.642	43.101	1:10.417	39.124	242.1	12:26:50.909
8								8		2:31.983	42.737	1:10.325	38.921	244.3	12:29:22.892
9								9		3:20.690	54.549	1:33.166	52.975	143.2	12:32:43.582





Spa Francorchamps
TCR Europe
Free Practice - 1
Lap Analysis



74

Victor Weyrich

Cupra Leon VZ TCR 117

Adam Shepherd

Cupra Leon VZ TCR

Herreo Racing

Monlau Motorsport

Lap	D	Time	Sector 1	Sector 2	Sector 3	T. Spd	Elapsed	Lap	D	Time	Sector 1	Sector 2	Sector 3	T. Spd	Elapsed
1		12:03:09.060	12:01:02.328	1:22.541	44.191	157.2	12:03:09.060	1		12:02:56.530	12:00:56.926	1:16.689	42.915	171.1	12:02:56.530
2		5:46.769	3:51.456	1:15.118	40.195	203.7	12:08:55.829	2		4:22.672	2:32.236	1:11.485	38.951	229.7	12:07:19.202
3		2:36.682	44.597	1:11.577	40.508	221.3	12:11:32.511	3		2:32.208	43.773	1:10.181	38.254	236.8	12:09:51.410
4		2:32.753	43.388	1:10.430	38.935	240.5	12:14:05.264	4		2:31.545	43.163	1:10.266	38.116	240.5	12:12:22.955
5		6:16.594	4:24.050	1:13.397	39.147	218.1	12:20:21.858	5		2:30.906	42.907	1:09.785	38.214	242.1	12:14:53.861
6		2:32.692	43.059	1:11.030	38.603	243.2	12:22:54.550	6		2:30.799	42.790	1:09.713	38.277	240.5	12:17:24.641
7		2:30.914	42.632	1:10.203	38.079	244.3	12:25:25.464	7		2:32.386	43.484	1:10.525	38.377	238.4	12:19:57.027
8		2:31.757	42.533	1:10.929	38.295	243.7	12:27:57.221	8		2:34.607	43.127	1:10.575	40.905	240.5	12:22:31.634
9		2:30.692	42.424	1:10.055	38.213	244.3	12:30:27.913	9		4:12.337	2:11.350	1:14.706	46.281	117.3	12:26:43.971
10		2:29.338	42.249	1:09.291	37.798	243.2	12:29:13.309	10		2:29.338	42.249	1:09.291	37.798	243.2	12:29:13.309
11		2:36.156	42.570	1:08.944	44.642	243.2	12:31:49.465	11		2:36.156	42.570	1:08.944	44.642	243.2	12:31:49.465

76

Alex Ley

Hyundai Elantra N TC R

Y

BRC Racing Team

Lap	D	Time	Sector 1	Sector 2	Sector 3	T. Spd	Elapsed
1		12:02:41.048	12:00:39.544	1:17.986	43.518	182.4	12:02:41.048
2		5:35.889	3:40.811	1:13.370	41.708	199.2	12:08:16.937
3		2:31.778	42.634	1:11.129	38.015	243.7	12:10:48.715
4		2:29.404	41.935	1:09.217	38.249	248.2	12:13:18.116
5		2:29.171	42.172	1:08.906	38.093	247.7	12:15:47.287
6		2:29.245	41.966	1:09.212	38.067	248.2	12:18:16.532
7		6:56.888	5:03.081	1:14.542	39.265	198.5	12:25:13.420
8		2:29.274	41.842	1:09.396	38.036	248.2	12:27:42.694
9		3:13.969	1:26.583	1:09.401	37.985	228.8	12:30:56.663

85

Tiago Pernia

Honda Civic Type R FL5 TCR

Y

Squadra Martino

Lap	D	Time	Sector 1	Sector 2	Sector 3	T. Spd	Elapsed
1		12:03:24.668	12:01:17.760	1:23.807	43.101	115.7	12:03:24.668
2		4:47.683	2:48.293	1:18.105	41.285	102.8	12:08:12.351
3		2:31.143	42.763	1:10.187	38.193	242.1	12:10:43.494
4		2:43.604	43.468	1:17.721	42.412	235.2	12:13:27.095
5		2:30.314	42.379	1:09.594	38.341	242.6	12:15:57.409
6		4:52.967	2:55.049	1:18.033	39.885	222.6	12:20:50.376
7		2:29.207	42.470	1:08.756	37.981	243.2	12:23:19.583
8		3:05.542	1:00.175	1:24.368	40.999	122.8	12:26:25.125
9		2:29.289	42.358	1:08.805	38.117	242.6	12:28:54.405
10		3:08.480	53.600	1:28.646	46.234	169.5	12:32:02.885

111

Marco Butti

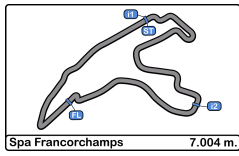
Cupra Leon VZ TCR

Y

Monlau Motorsport

Lap	D	Time	Sector 1	Sector 2	Sector 3	T. Spd	Elapsed
1		12:03:07.119	12:00:56.813	1:23.616	46.690	171.9	12:03:07.119
2		3:07.670	52.128	1:20.116	55.426	123.0	12:06:14.789
3		2:31.566	43.155	1:09.970	38.441	242.6	12:08:46.355
4		2:30.255	42.598	1:09.558	38.099	244.8	12:11:16.610
5		2:29.999	42.192	1:09.470	38.328	246.5	12:13:46.600
6		2:43.545 P	42.349	1:09.786	51.410	245.4	12:16:30.145
7		6:32.887	4:30.079	1:19.968	42.840	203.0	12:23:03.032
8		2:30.098	42.488	1:09.614	37.996	244.3	12:25:33.130
9		2:29.321	42.163	1:09.262	37.896	244.8	12:28:02.451
10		2:29.846	42.301	1:09.373	38.172	244.8	12:30:32.297

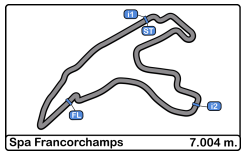




Spa Francorchamps
TCR Europe
Free Practice - 1
Best Sectors Results



Sector - 1				Sector - 2				Sector - 3				Ideal Lap vs Best Lap			
Clas	Nº	Driver	Time	Nº	Driver	Time	Nº	Driver	Time	Clas	Nº	Driver	Ideal Lap	Best Lap	Clas
1	17	Nicolas Taylor	41.559	27	Ruben Volt	1:08.308	117	Adam Shepherd	37.798	1	27	Ruben Volt	2:27.990	4:21.953	19
2	27	Ruben Volt	41.649	7	Mike Halder	1:08.542	17	Nicolas Taylor	37.817	2	17	Nicolas Taylor	2:28.166	2:28.601	1
3	12	Gabriele Covini	41.774	85	Tiago Pernía	1:08.756	7	Mike Halder	37.868	3	7	Mike Halder	2:28.677	2:29.880	5
4	19	Felipe Fernández	41.830	17	Nicolas Taylor	1:08.790	111	Marco Butti	37.896	4	76	Alex Ley	2:28.733	2:29.171	2
5	76	Alex Ley	41.842	69	Max Hart	1:08.832	10	Viktor Andersson	37.937	5	12	Gabriele Covini	2:28.843	2:30.328	9
6	8	Nicola Baldan	41.844	76	Alex Ley	1:08.906	85	Tiago Pernía	37.981	6	117	Adam Shepherd	2:28.991	2:31.545	13
7	33	Santiago Concepción	41.871	8	Nicola Baldan	1:08.941	76	Alex Ley	37.985	7	10	Viktor Andersson	2:29.018	2:30.184	8
8	10	Viktor Andersson	41.905	117	Adam Shepherd	1:08.944	27	Ruben Volt	38.033	8	85	Tiago Pernía	2:29.095	3:05.542	17
9	22	Giacomo Prandelli	42.006	12	Gabriele Covini	1:08.981	74	Victor Weyrich	38.079	9	19	Felipe Fernández	2:29.160	2:31.410	12
10	111	Marco Butti	42.163	18		1:09.011	12	Gabriele Covini	38.088	10	8	Nicola Baldan	2:29.181	2:29.281	3
11	117	Adam Shepherd	42.249	19	Felipe Fernández	1:09.057	18		38.137	11	111	Marco Butti	2:29.321	2:29.321	4
12	7	Mike Halder	42.267	10	Viktor Andersson	1:09.176	22	Giacomo Prandelli	38.207	12	69	Max Hart	2:29.678	2:30.180	7
13	85	Tiago Pernía	42.358	111	Marco Butti	1:09.262	19	Felipe Fernández	38.273	13	22	Giacomo Prandelli	2:29.683	2:31.200	11
14	74	Victor Weyrich	42.424	22	Giacomo Prandelli	1:09.470	8	Nicola Baldan	38.396	14	18		2:29.936	2:31.024	10
15	69	Max Hart	42.447	33	Santiago Concepción	1:09.819	69	Max Hart	38.399	15	33	Santiago Concepción	2:30.092	2:30.124	6
16	37	Victor Chan	42.652	11	Jac Constable	1:09.982	33	Santiago Concepción	38.402	16	74	Victor Weyrich	2:30.558	6:16.594	20
17	73	Victor Fernández	42.737	37	Victor Chan	1:10.000	11	Jac Constable	38.450	17	37	Victor Chan	2:31.566	2:54.620	16
18	18		42.788	74	Victor Weyrich	1:10.055	37	Victor Chan	38.914	18	11	Jac Constable	2:31.752	2:32.209	14
19	11	Jac Constable	43.320	73	Victor Fernández	1:10.325	73	Victor Fernández	38.921	19	73	Victor Fernández	2:31.983	3:20.690	18
20	72	Sandro Pelatti	44.033	72	Sandro Pelatti	1:12.099	9	Tom Chiappe	40.093	20	72	Sandro Pelatti	2:36.319	2:39.891	15
21	9	Tom Chiappe	44.420	9	Tom Chiappe	1:12.119	72	Sandro Pelatti	40.187	21	9	Tom Chiappe	2:36.632	Transpo	21

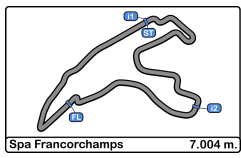


Spa Francorchamps
TCR Europe
Free Practice - 1
Best 5 Lap Times



Spa Francorchamps 7.004 m.

Cls	N°	Driver	Nat	Cat	Cls	Team	Nat	Vehicle	Best 1		Best 2		Best 3		Best 4		Best 5	
									Time	Lap	Time	Lap	Time	Lap	Time	Lap	Time	Lap
1	17	Nicolas Taylor		Y	1	PMA Motorsport		Audi RS 3 LMS TC R	2:28.601	8	2:28.871	4	2:29.101	9	2:30.051	3	2:41.470	10
2	76	Alex Ley		Y	2	BRC Racing Team		Hyundai Elantra N TC R	2:29.171	5	2:29.245	6	2:29.274	8	5:35.889	2	6:56.888	7
3	8	Nicola Baldan				PMA Motorsport		Audi RS 3 LMS TC R	2:29.281	9	2:29.633	4	2:30.404	5	2:30.542	3	3:05.325	10
4	111	Marco Butti		Y	3	Monlau Motorsport		Cupra Leon VZ TCR	2:29.321	9	2:30.098	8	3:07.670	2	6:32.887	7		
5	7	Mike Halder				ALM Motorsport		Honda Civic Type R FL5 TCR	2:29.880	6	2:36.790	4	2:56.172	2	3:32.848	5	4:22.480	10
6	33	Santiago		Y	4	Aikoa Racing		Audi RS 3 LMS TC R	2:30.124	7	2:31.014	5	2:41.737	3	6:25.788	4		
7	69	Max Hart				ALM Motorsport		Honda Civic Type R FL5 TCR	2:30.180	6								
8	10	Viktor Andersson		Y	5	Monlau Motorsport		Cupra Leon VZ TCR	2:30.184	5	2:41.500	4	2:42.976	2	3:48.004	11		
9	12	Gabriele Covini		Y	6	BRC Racing Team		Hyundai Elantra N TC R	2:30.328	4	5:56.471	2	8:55.499	6				
10	18					Auto Club RC2 Valles		Honda Civic Type R FL5 TCR	2:31.024	10	2:33.266	3	2:47.329	2	6:54.149	6		
11	22	Giacomo Prandelli				Aikoa Racing		Audi RS 3 LMS TC R	2:31.200	6	2:44.087	2	5:02.539	7	5:10.043	3		
12	19	Felipe Fernández				Auto Club RC2 Valles		Honda Civic Type R FL5 TCR	2:31.410	3	2:31.858	8	4:46.054	2	7:48.730	6		
13	117	Adam Shepherd				Monlau Motorsport		Cupra Leon VZ TCR	2:31.545	4	2:32.208	3	2:34.607	8	2:36.156	11	4:12.337	9
14	11	Jac Constable				JH Racing		Audi RS 3 LMS TC R	2:32.209	6	2:33.571	3	5:40.451	2				
15	72	Sandro Pelatti		D	1	SP Competition		Cupra Leon VZ TCR	2:39.891	4	2:40.550	5	3:03.791	2	3:07.256	9	6:38.768	3
16	37	Victor Chan				Auto Club RC2 Valles		Honda Civic Type R FL5 TCR	2:54.620	2	4:25.692	8	4:27.086	3				
17	85	Tiago Pernía		Y	7	Squadra Martino		Honda Civic Type R FL5 TCR	3:05.542	8	3:08.480	10	4:47.683	2	4:52.967	6		
18	73	Victor Fernández		D	2	Auto Club RC2 Valles		Honda Civic Type R FL5 TCR	3:20.690	9	5:07.685	2	8:11.340	6				
19	27	Ruben Volt		Y	8	ALM Motorsport		Honda Civic Type R FL5 TCR	4:21.953	6	4:22.106	2	4:23.600	8				
20	74	Victor Weyrich				Herreo Racing		Cupra Leon VZ TCR	6:16.594	5								
21	9	Tom Chiappe				SP Competition		Cupra Leon VZ TCR										



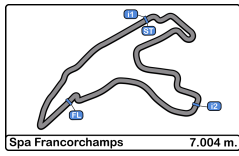
Spa Francorchamps
TCR Europe
Free Practice - 1
Best 5 Top Speeds



Top 1 Top 2 Top 3 Top 4 Top 5

Clas	Nº	Driver	Nat	Cat	Cls	Team	Nat	Vehicle	Top 1		Top 2		Top 3		Top 4		Top 5		Avg
									Km/h	Lap	Km/h	Lap	Km/h	Lap	Km/h	Lap	Km/h	Lap	
1	17	Nicolas Taylor		Y	1	PMA Motorsport		Audi RS 3 LMS TC R	254.1	4	254.1	6	251.7	3	251.1	5	250.5	10	252.3
2	8	Nicola Baldan				PMA Motorsport		Audi RS 3 LMS TC R	251.1	4	250.0	8	248.8	5	248.8	9	247.7	3	249.3
3	27	Ruben Volt		Y	2	ALM Motorsport		Honda Civic Type R FL5 TCR	249.4	7	248.2	5	246.0	4	244.8	9	240.5	3	245.8
4	12	Gabriele Covini		Y	3	BRC Racing Team		Hyundai Elantra N TC R	248.8	5	247.7	4	247.7	7	247.1	3	216.4	2	241.5
5	76	Alex Ley		Y	4	BRC Racing Team		Hyundai Elantra N TC R	248.2	4	248.2	6	248.2	8	247.7	5	243.7	3	247.2
6	10	Viktor Andersson		Y	5	Monlau Motorsport		Cupra Leon VZ TCR	247.7	7	247.7	9	246.5	8	246.5	10	244.8	5	246.6
7	19	Felipe Fernández				Auto Club RC2 Valles		Honda Civic Type R FL5 TCR	247.7	7	247.1	8	244.8	4	243.7	3	210.5	2	238.8
8	22	Giacomo Prandelli				Aikoa Racing		Audi RS 3 LMS TC R	246.5	4	244.8	6	243.7	10	243.2	5	243.2	9	244.3
9	111	Marco Butti		Y	6	Monlau Motorsport		Cupra Leon VZ TCR	246.5	5	245.4	6	244.8	4	244.8	9	244.8	10	245.3
10	33	Santiago Concepción		Y	7	Aikoa Racing		Audi RS 3 LMS TC R	246.0	5	244.3	7	218.6	3	209.7	4	200.7	2	223.8
11	69	Max Hart				ALM Motorsport		Honda Civic Type R FL5 TCR	245.4	6	244.3	5	243.2	7	243.2	8	240.5	4	243.3
12	7	Mike Halder				ALM Motorsport		Honda Civic Type R FL5 TCR	244.3	9	243.7	8	242.6	7	240.0	6	227.3	5	239.6
13	73	Victor Fernández		D	1	Auto Club RC2 Valles		Honda Civic Type R FL5 TCR	244.3	8	243.7	4	242.1	7	235.8	5	234.2	3	240.0
14	74	Victor Weyrich				Herreo Racing		Cupra Leon VZ TCR	244.3	7	244.3	9	243.7	8	243.2	6	240.5	4	243.2
15	18					Auto Club RC2 Valles		Honda Civic Type R FL5 TCR	243.2	8	242.6	9	242.6	10	238.9	5	238.4	7	241.1
16	37	Victor Chan				Auto Club RC2 Valles		Honda Civic Type R FL5 TCR	243.2	6	242.1	5	241.6	9	241.0	7	237.3	4	241.0
17	85	Tiago Pernía		Y	8	Squadra Martino		Honda Civic Type R FL5 TCR	243.2	7	242.6	5	242.6	9	242.1	3	235.2	4	241.2
18	117	Adam Shepherd				Monlau Motorsport		Cupra Leon VZ TCR	243.2	10	243.2	11	242.1	5	240.5	4	240.5	6	241.9
19	11	Jac Constable				JH Racing		Audi RS 3 LMS TC R	241.0	7	240.0	5	240.0	6	237.3	8	233.2	4	238.3
20	72	Sandro Pelatti		D	2	SP Competition		Cupra Leon VZ TCR	238.4	7	237.8	5	237.8	8	218.1	2	213.0	9	229.0
21	9	Tom Chiappe				SP Competition		Cupra Leon VZ TCR	219.0	3	217.3	4	212.1	5	202.6	6	181.5	2	206.5



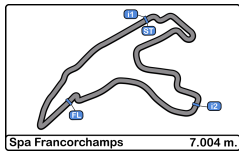


Spa Francorchamps
TCR Europe
Free Practice - 1
Fastest Laps Sequence



Lap	Time of Day	Session Time	Nº Driver	Nat	Cat	Team	Nat	Vehicle	Time	Km/h
2	12:05:47.424	5:47.424	7 Mike Halder			ALM Motorsport		Honda Civic Type R FL5 TCR	2:56.172	143.1
2	12:05:52.043	5:52.043	22 Giacomo Prandelli			Aikoa Racing		Audi RS 3 LMS TC R	2:44.087	153.6
2	12:06:16.986	6:16.986	10 Viktor Andersson		Y	Monlau Motorsport		Cupra Leon VZ TCR	2:42.976	154.7
3	12:08:35.533	8:35.533	18			Auto Club RC2 Valles		Honda Civic Type R FL5 TCR	2:33.266	164.5
3	12:09:51.410	9:51.410	117 Adam Shepherd			Monlau Motorsport		Cupra Leon VZ TCR	2:32.208	165.6
3	12:10:30.152	10:30.152	19 Felipe Fernández			Auto Club RC2 Valles		Honda Civic Type R FL5 TCR	2:31.410	166.5
3	12:10:32.851	10:32.851	8 Nicola Baldan			PMA Motorsport		Audi RS 3 LMS TC R	2:30.542	167.4
3	12:10:38.314	10:38.314	17 Nicolas Taylor		Y	PMA Motorsport		Audi RS 3 LMS TC R	2:30.051	168.0
4	12:13:02.484	13:02.484	8 Nicola Baldan			PMA Motorsport		Audi RS 3 LMS TC R	2:29.633	168.5
4	12:13:07.185	13:07.185	17 Nicolas Taylor		Y	PMA Motorsport		Audi RS 3 LMS TC R	2:28.871	169.3
8	12:25:10.015	25:10.015	17 Nicolas Taylor		Y	PMA Motorsport		Audi RS 3 LMS TC R	2:28.601	169.6





Spa Francorchamps
TCR Europe
Free Practice - 1
Pit Stop Analysis



7 Mike Halder Honda Civic Type R FL5 TCR
ALM Motorsport

Nº	In Day Time	In Time	Out Time	Pit Time	T. Pit Time	Handicap	Diff.
1	12:06:13.970	12:06:13.970	12:07:51.046	1:37.076	1:37.076		
2	12:13:17.282	12:13:17.282	12:28:33.880	15:16.598	16:53.674		
3	12:26:53.965	12:26:53.965	12:31:48.620	4:54.655	6:31.731		

8 Nicola Baldan Audi RS 3 LMS TC R
PMA Motorsport

Nº	In Day Time	In Time	Out Time	Pit Time	T. Pit Time	Handicap	Diff.
1	12:03:20.448	12:03:20.448	12:05:40.619	2:20.171	2:20.171		
2	12:18:26.740	12:18:26.740	12:21:12.053	2:45.313	5:05.484		
3	12:32:25.231	12:32:25.231	12:32:55.502	30.271	5:35.755		

9 Tom Chiappe Cupra Leon VZ TCR
SP Competition

Nº	In Day Time	In Time	Out Time	Pit Time	T. Pit Time	Handicap	Diff.
1	12:03:52.599	12:03:52.599	12:06:27.069	2:34.470	2:34.470		
2	12:14:40.729	12:14:40.729	12:19:34.190	4:53.461	7:27.931		
3	12:25:00.415	12:25:00.415	12:28:22.848	3:22.433	10:50.364		

10 Viktor Andersson Cupra Leon VZ TCR
Y
Monlau Motorsport

Nº	In Day Time	In Time	Out Time	Pit Time	T. Pit Time	Handicap	Diff.
1	12:14:38.631	12:14:38.631	12:29:46.323	15:07.692	15:07.692		

12 Gabriele Covini Hyundai Elantra N TC R
Y
BRC Racing Team

Nº	In Day Time	In Time	Out Time	Pit Time	T. Pit Time	Handicap	Diff.
1	12:03:13.507	12:03:13.507	12:06:19.909	3:06.402	3:06.402		
2	12:16:39.668	12:16:39.668	12:22:43.717	6:04.049	9:10.451		
3	12:30:42.159	12:30:42.159	12:31:10.213	28.054	9:38.505		

17 Nicolas Taylor Audi RS 3 LMS TC R
Y
PMA Motorsport

Nº	In Day Time	In Time	Out Time	Pit Time	T. Pit Time	Handicap	Diff.
1	12:03:19.120	12:03:19.120	12:05:46.433	2:27.313	2:27.313		
2	12:18:28.615	12:18:28.615	12:20:19.241	1:50.626	4:17.939		
3	12:30:47.729	12:30:47.729	12:31:13.154	25.425	4:43.364		

18 Honda Civic Type R FL5 TCR
Auto Club RC2 Valles

Nº	In Day Time	In Time	Out Time	Pit Time	T. Pit Time	Handicap	Diff.
1	12:14:04.192	12:14:04.192	12:18:15.612	4:11.420	4:11.420		
2	12:31:05.775	12:31:05.775	12:31:35.384	29.609	4:41.029		

19 Felipe Fernández Honda Civic Type R FL5 TCR
Auto Club RC2 Valles

Nº	In Day Time	In Time	Out Time	Pit Time	T. Pit Time	Handicap	Diff.
1	12:03:36.651	12:03:36.651	12:05:36.812	2:00.161	2:00.161		
2	12:16:00.826	12:16:00.826	12:20:55.554	4:54.728	6:54.889		
3	12:28:56.976	12:28:56.976	12:29:35.623	38.647	7:33.536		

22 Giacomo Prandelli Audi RS 3 LMS TC R
Aikoa Racing

Nº	In Day Time	In Time	Out Time	Pit Time	T. Pit Time	Handicap	Diff.
1	12:06:17.243	12:06:17.243	12:08:39.370	2:22.127	2:22.127		
2	12:19:06.016	12:19:06.016	12:21:18.245	2:12.229	4:34.356		
3	12:31:45.727	12:31:45.727	12:32:18.962	33.235	5:07.591		

27 Ruben Volt Honda Civic Type R FL5 TCR
Y
ALM Motorsport

Nº	In Day Time	In Time	Out Time	Pit Time	T. Pit Time	Handicap	Diff.
1	12:03:16.485	12:03:16.485	12:04:50.548	1:34.063	1:34.063		
2	12:15:08.965	12:15:08.965	12:23:28.481	8:19.516	9:53.579		
3	12:21:59.252	12:21:59.252	12:32:15.071	10:15.819	11:49.882		

33 Santiago Concepción Audi RS 3 LMS TC R
Y
Aikoa Racing

Nº	In Day Time	In Time	Out Time	Pit Time	T. Pit Time	Handicap	Diff.
1	12:10:18.239	12:10:18.239	12:26:45.180	16:26.941	16:26.941		
2	12:18:17.326	12:18:17.326	12:32:33.571	14:16.245	14:16.245		

69 Max Hart Honda Civic Type R FL5 TCR
ALM Motorsport

Nº	In Day Time	In Time	Out Time	Pit Time	T. Pit Time	Handicap	Diff.
1	12:03:17.390	12:03:17.390	12:05:06.257	1:48.867	1:48.867		

73 Victor Fernández Honda Civic Type R FL5 TCR
D
Auto Club RC2 Valles

Nº	In Day Time	In Time	Out Time	Pit Time	T. Pit Time	Handicap	Diff.
1	12:03:40.217	12:03:40.217	12:05:55.990	2:15.773	2:15.773		
2	12:16:31.958	12:16:31.958	12:21:51.087	5:19.129	7:34.902		

74 Victor Weyrich Cupra Leon VZ TCR
Herreo Racing

Nº	In Day Time	In Time	Out Time	Pit Time	T. Pit Time	Handicap	Diff.
1	12:03:34.634	12:03:34.634	12:06:31.943	2:57.309	2:57.309		
2	12:14:25.733	12:14:25.733	12:31:26.156	17:00.423	19:57.732		

76 Alex Ley Hyundai Elantra N TC R
Y
BRC Racing Team

Nº	In Day Time	In Time	Out Time	Pit Time	T. Pit Time	Handicap	Diff.
1	12:03:05.698	12:03:05.698	12:05:50.707	2:45.009	2:45.009		
2	12:18:43.141	12:18:43.141	12:22:48.412	4:05.271	6:50.280		
3	12:28:07.527	12:28:07.527	12:28:32.904	25.377	7:15.657		
4	12:31:24.075	12:31:24.075	12:31:52.320	28.245	7:43.902		

85 Tiago Pernía Honda Civic Type R FL5 TCR
Y
Squadra Martino

Nº	In Day Time	In Time	Out Time	Pit Time	T. Pit Time	Handicap	Diff.
1	12:03:49.774	12:03:49.774	12:05:43.403	1:53.629	1:53.629		
2	12:16:22.365	12:16:22.365	12:18:22.410	2:00.045	3:53.674		
3	12:32:29.702	12:32:29.702	12:32:57.457	27.755	4:21.429		

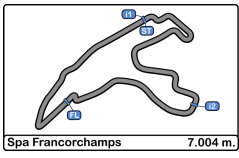
111 Marco Butti Cupra Leon VZ TCR
Y
Monlau Motorsport

Nº	In Day Time	In Time	Out Time	Pit Time	T. Pit Time	Handicap	Diff.
1	12:17:13.418	12:17:13.418	12:20:28.149	3:14.731	3:14.731		
2	12:31:01.623	12:31:01.623	12:31:30.131	28.508	3:43.239		

117 Adam Shepherd Cupra Leon VZ TCR
Monlau Motorsport

Nº	In Day Time	In Time	Out Time	Pit Time	T. Pit Time	Handicap	Diff.
1	12:03:23.053	12:03:23.053	12:05:00.962	1:37.909	1:37.909		

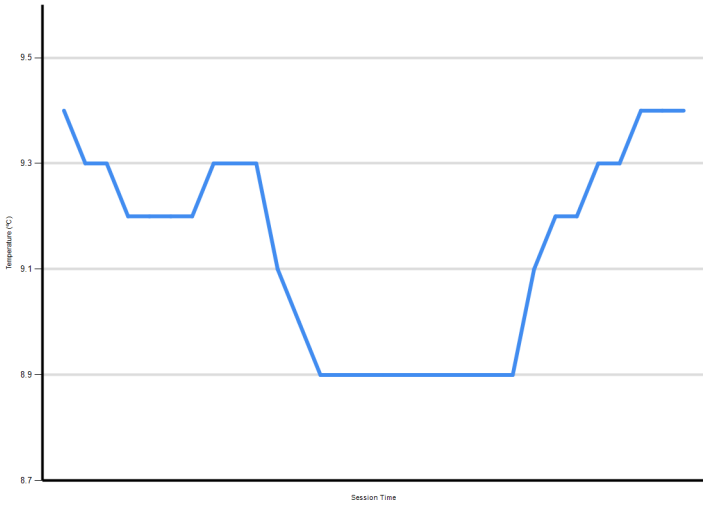




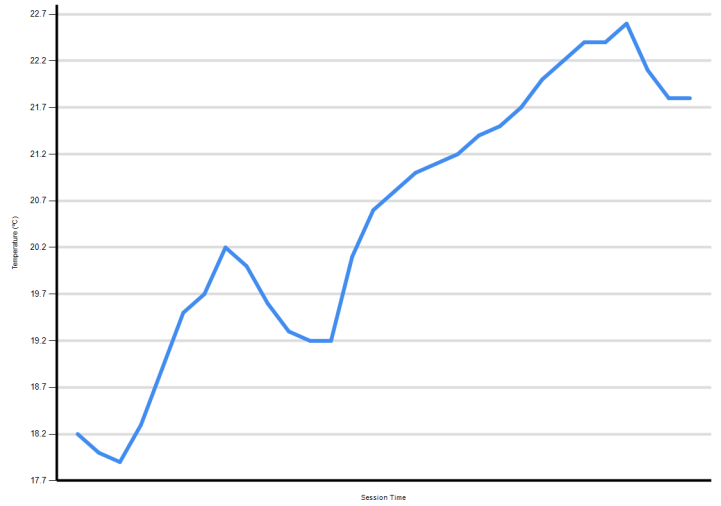
Spa Francorchamps
TCR Europe
Free Practice - 1
Weather Report



Air Temperature



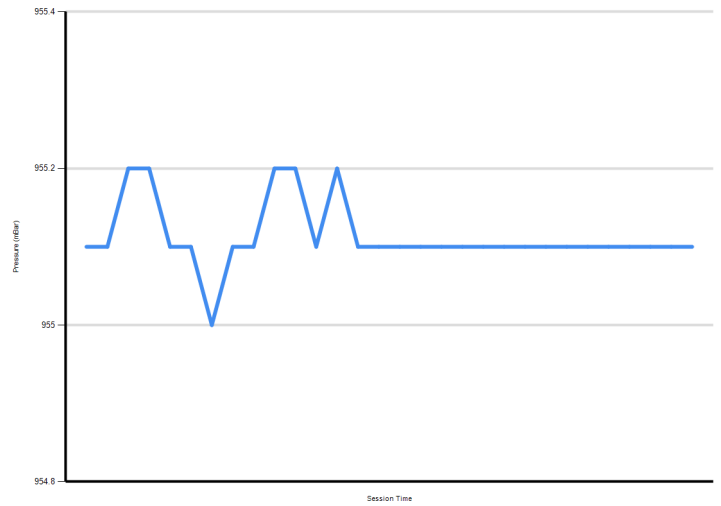
Track Temperature



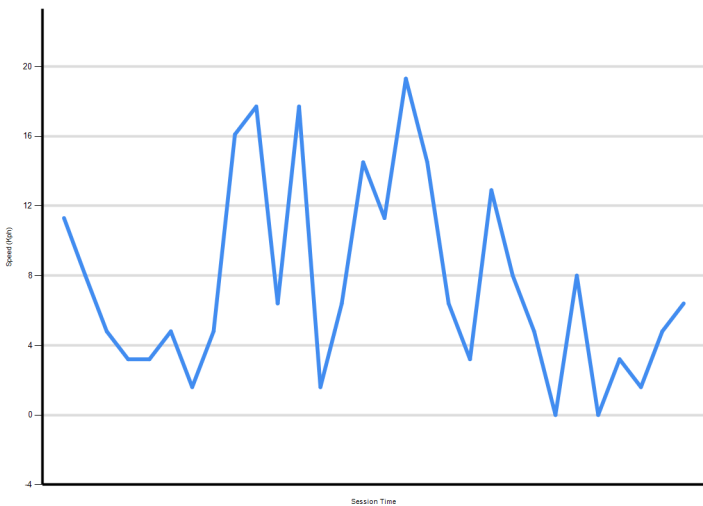
Humidity



Pressure



Wind Speed



Wind direction

